

## Matchup



### Port Huron Prowlers

35-17-1, 100 PTS

Last Game: 5-1 L at BIN

### Danbury Hat Tricks

24-24-5, 73 PTS

Last Game: 7-5 W at WAT



## Tale of the Tape



|      |                    |      |
|------|--------------------|------|
| 3.40 | GOALS/GAME         | 3.42 |
| 2.62 | GOALS AGAINST/GAME | 3.60 |
| 15.8 | POWER PLAY %       | 14.9 |
| 85.0 | PENALTY KILL %     | 83.1 |



## Quick Hits

- Josh Newberg (DHT) is the only active Hat Trick remaining from last year's playoff series between these teams. The only other one still with the organization is Jonny Ruiz on season-ending IR.
- The Prowlers game into the season with 6 wins in 25 games against the Hat Tricks in franchise history. They can match that total in their 7th meeting with Danbury this season.
- Matt Graham (PHP) is 1 assist away from 400 in the FPHL, second in league history.

## Director of Media

Will Wiegelman

Email: will@phprowlers.com

Phone: 914-787-9064

**\*Unavailable 1 hour prior to puck drop until game ends\***

## Season Series

|                       |           |
|-----------------------|-----------|
| Oct. 10 at Danbury    | W, 3-1    |
| Oct. 11 at Danbury    | W, 4-0    |
| Dec. 27 at Danbury    | W, 4-2    |
| Dec. 28 at Danbury    | W, 4-1    |
| Jan. 16 at Port Huron | L, 3-2    |
| Jan. 17 at Port Huron | W, 3-1    |
| Apr. 4 at Danbury     | 7:00 p.m. |

## FPHL Standings

| Team               | Record  | Points |
|--------------------|---------|--------|
| <b>Empire</b>      |         |        |
| Binghamton         | 45-6-2  | 134    |
| Port Huron         | 35-17-1 | 100    |
| Blue Ridge         | 30-20-3 | 90     |
| Topeka             | 28-19-5 | 83     |
| Danbury            | 24-24-5 | 73     |
| Watertown          | 14-33-6 | 45     |
| Indiana            | 13-35-4 | 40     |
| <b>Continental</b> |         |        |
| Athens             | 41-9-1  | 116    |
| Monroe             | 35-9-7  | 109    |
| Columbus           | 31-16-5 | 93     |
| Pee Dee            | 24-24-4 | 75     |
| Twin City          | 24-27-1 | 69     |
| Baton Rouge        | 13-32-6 | 44     |
| Biloxi             | 8-41-2  | 24     |

# **CURRENT ROSTER**

| <b>No.</b> | <b>Name</b>      | <b>Pos.</b> | <b>Hometown</b>             | <b>Last junior/college team (league)</b> |
|------------|------------------|-------------|-----------------------------|--|
| 2          | Nick Favaro      | D           | Woodbridge, ON              | Curry College (NCAA)                     |
| 13         | Ben Brockway     | D           | Phoenix, AZ                 | Worcester State University (NCAA)        |
| 14         | Brett Morich     | F           | Phoenix, AZ                 | University of Dubuque (NCAA)             |
| 15         | John Larkin      | D           | Northville, MI              | Mercyhurst University (NCAA)             |
| 16         | Bryan Parsons    | D           | Shrewsbury, MA              | Becker College (NCAA)                    |
| 17         | Grayson Dietrich | F           | Calgary, AB                 | Niagara University (NCAA)                |
| 18         | Brett Lockhart   | D           | Braintree, MA               | Plymouth State University (NCAA)         |
| 19         | Austin Fetterly  | F/D         | Port Huron, MI              | Colorado Eagles (WSHL)                   |
| 21         | Alexander Ray    | F           | Hässelby, Sweden            | King's College (NCAA)                    |
| 22         | Luke James       | F           | Moon Township, PA           | Albertus Magnus College (NCAA)           |
| 23         | Vincent Dekumbis | F           | Fribourg, Switzerland       | Lawrence University (NCAA)               |
| 25         | Alex Johnson     | D           | Watertown, SD               | South Dakota State University (ACHA)     |
| 28         | Arttu Heikkilä   | F           | Nurmes, Finland             | Hermes U20 (U20 Mestis)                  |
| 29         | Bobby Price      | F           | Sault Ste. Marie, MI        | Trine University (NCAA)                  |
| 31         | Jameson Bourque  | G           | Weare, NH                   | Plymouth Stat University (NCAA)          |
| 33         | Reid Cooper      | G           | Corman Park, SK             | Curry College (NCAA)                     |
| 39         | Bailey Huber     | G           | Mahtomedi, MN               | Saint John's University (NCAA)           |
| 46         | Jamie Bucell     | F           | Garfield Heights, OH        | Utica College (NCAA)                     |
| 51         | Matt Graham      | F           | Rancho Cucamonga, CA        | Becker College (NCAA)                    |
| 61         | Justin Jamer     | F           | Ottawa, ON                  | Adrian College (ACHA)                    |
| 74         | Ryan Alexander   | F           | Toronto, ON                 | Colorado College (NCAA)                  |
| 75         | Tim Organ        | D           | Lambertville, MI            | Trine University (NCAA)                  |
| 77         | Lukas Lacny      | F           | Vranov nad Toplou, Slovakia | HC Slovan Bratislava U20 (Slovakia U20)  |
| 79         | Reggie Millette  | F           | Jacksonville, FL            | American International College (NCAA)    |
| 88         | Dylan Marty      | F           | New Richmond, WI            | Lawrence University (NCAA)               |
| 91         | Connor Bizal     | F           | Elk River, MN               | Buffalo State University (NCAA)          |
| 94         | Blake Anderson   | F           | Peace River, AB             | Bradford Rattlers (GMHL)                 |

## **COACHING STAFF**

Head Coach/GM: Matt Graham (5th season)  
Asst. Coach/Asst. GM: Alex Johnson (5th season)  
Associate Head Coach: Chris Paulin (3rd season)  
Trainer: Bridget Smith  
Captain: Austin Fetterly  
Alternate Captains: Jamie Bucell & Ben Brockway

## **PRONUNCIATION**

Nick **Favaro**.....fa-VAR-oh  
Grayson **Dietrich**.....DEE-trick  
Arttu **Heikkilä**.....HEY-keel-a  
Jamie **Bucell**.....bew-cell  
Lukas **Lacny**.....LOCK-knee  
Connor **Bizal**.....biz-ALL

**CUMULATIVE STATS**

| Record   | Total   | Home   | Away    | Neutral |
|----------|---------|--------|---------|---------|
| vs. FPHL | 35-17-1 | 18-7-1 | 17-10-0 | 0-0-0   |

| #  | Name               | Pos | GP | G  | A  | Pts | PPGA | PIM | S%    | PPG | SHG | GWG | +/- | SOG |
|----|--------------------|-----|----|----|----|-----|------|-----|-------|-----|-----|-----|-----|-----|
| 2  | Favaro, Nicholas   | D   | 53 | 11 | 26 | 37  | 0.7  | 51  | 0.074 | 4   | 0   | 2   | 9   | 149 |
| 13 | Brockway, Ben      | D   | 35 | 1  | 4  | 5   | 0.1  | 189 | 0.026 | 0   | 0   | 0   | 9   | 38  |
| 14 | Morich, Brett      | F   | 26 | 1  | 2  | 3   | 0.1  | 68  | 0.03  | 0   | 0   | 0   | 4   | 33  |
| 15 | Larkin, John       | D   | 3  | 0  | 4  | 4   | 1.3  | 2   | 0     | 0   | 0   | 0   | 0   | 6   |
| 16 | Parsons, Bryan     | D   | 51 | 3  | 16 | 19  | 0.4  | 196 | 0.042 | 0   | 0   | 2   | 24  | 71  |
| 17 | Dietrich, Grayson  | F   | 3  | 5  | 0  | 5   | 1.7  | 2   | 0.333 | 0   | 0   | 1   | 6   | 15  |
| 18 | Lockhart, Brett    | D   | 45 | 5  | 15 | 20  | 0.4  | 44  | 0.068 | 0   | 0   | 1   | 22  | 73  |
| 19 | Fetterly, Austin   | F/D | 41 | 7  | 10 | 17  | 0.4  | 59  | 0.071 | 4   | 0   | 2   | 2   | 98  |
| 21 | Ray, Alexander     | F   | 18 | 2  | 3  | 5   | 0.3  | 9   | 0.118 | 0   | 0   | 0   | 4   | 17  |
| 22 | James, Luke        | F   | 43 | 7  | 5  | 12  | 0.3  | 82  | 0.097 | 0   | 0   | 1   | -1  | 72  |
| 23 | Dekumbis, Vincent  | F   | 52 | 9  | 16 | 25  | 0.5  | 27  | 0.123 | 0   | 0   | 1   | 24  | 73  |
| 25 | Johnson, Alex      | D   | 45 | 9  | 34 | 43  | 1    | 63  | 0.091 | 4   | 0   | 3   | 8   | 99  |
| 28 | Heikkila, Arttu    | F   | 49 | 13 | 17 | 30  | 0.6  | 26  | 0.095 | 5   | 0   | 4   | 4   | 137 |
| 29 | Price, Bobby       | F   | 45 | 27 | 22 | 49  | 1.1  | 49  | 0.18  | 5   | 2   | 5   | 16  | 150 |
| 46 | Bucell, Jamie      | F   | 50 | 9  | 18 | 27  | 0.5  | 111 | 0.08  | 3   | 0   | 1   | 9   | 113 |
| 51 | Graham, Matt       | F   | 52 | 17 | 30 | 47  | 0.9  | 106 | 0.127 | 7   | 0   | 6   | 5   | 134 |
| 61 | Jamer, Justin      | F   | 3  | 0  | 0  | 0   | 0    | 22  | 0     | 0   | 0   | 0   | 1   | 1   |
| 74 | Alexander, Ryan    | F   | 3  | 0  | 3  | 3   | 1    | 2   | 0     | 0   | 0   | 0   | 2   | 7   |
| 75 | Organ, Timothy     | D   | 49 | 4  | 12 | 16  | 0.3  | 55  | 0.044 | 1   | 0   | 0   | 5   | 91  |
| 77 | Lacny, Lukas       | F   | 47 | 16 | 27 | 43  | 0.9  | 42  | 0.082 | 5   | 0   | 3   | 1   | 194 |
| 79 | Millette, Reginald | F   | 35 | 14 | 27 | 41  | 1.2  | 120 | 0.099 | 4   | 0   | 0   | 10  | 141 |
| 88 | Marty, Dylan       | F   | 14 | 1  | 3  | 4   | 0.3  | 29  | 0.056 | 0   | 0   | 0   | -1  | 18  |
| 91 | Bizal, Connor      | F   | 36 | 3  | 6  | 9   | 0.3  | 38  | 0.063 | 0   | 0   | 0   | 3   | 48  |
| 94 | Anderson, Blake    | F   | 46 | 15 | 26 | 41  | 0.9  | 104 | 0.096 | 3   | 0   | 3   | 13  | 156 |

| #  | Name             | GP | W  | L | OTL | SA   | GA | GAA  | Sv  | Sv%   | SO | MP      | PIM | A |
|----|------------------|----|----|---|-----|------|----|------|-----|-------|----|---------|-----|---|
| 31 | Bourque, Jameson | 19 | 0  | 2 | 0   | 49   | 7  | 3.63 | 42  | 0.857 | 0  | 115:44  | 0   | 0 |
| 33 | Cooper, Reid     | 38 | 22 | 9 | 1   | 1010 | 72 | 2.26 | 938 | 0.929 | 3  | 1910:28 | 0   | 1 |
| 39 | Huber, Bailey    | 48 | 13 | 6 | 0   | 500  | 51 | 2.66 | 449 | 0.898 | 1  | 1150:50 | 0   | 0 |



**WHO'S HOT?**

**Grayson Dietrich**

It's tough to imagine a better start to a pro career than the one the collegiate signing out of Niagara had last weekend. 4 goals in his debut to tie a franchise record and another on Saturday.

**PROWLERS ON FPHL LEADERBOARDS**

| Team               | Overall | Rank |
|--------------------|---------|------|
| Goals For          | 180     | 9th  |
| Goals Against      | 139     | 2nd  |
| Goal Differential  | +41     | 4th  |
| Penalty Minutes    | 1,570   | 1st  |
| Power Play %       | 15.8%   | 11th |
| Penalty Kill %     | 85.0%   | 2nd  |
| Power Play Goals   | 44      | 8th  |
| Short-Handed Goals | 2       | 14th |

| Individual        | Overall | Rank  |
|-------------------|---------|-------|
| Reid Cooper       |         |       |
| Wins              | 22      | 3rd   |
| Goals-Against Avg | 2.26    | 2nd   |
| Save Percentage   | .929    | 2nd   |
| Shutouts          | 3       | T-2nd |

|                   |      |     |
|-------------------|------|-----|
| Bailey Huber      |      |     |
| Goals-Against Avg | 2.66 | 4th |

|                    |   |       |
|--------------------|---|-------|
| Matt Graham        |   |       |
| Game Winning Goals | 6 | T-6th |

|                    |   |       |
|--------------------|---|-------|
| Bobby Price        |   |       |
| Shorthanded Goals  | 2 | T-9th |
| Game Winning Goals | 5 | T-9th |

|                 |     |     |
|-----------------|-----|-----|
| Bryan Parsons   |     |     |
| Penalty Minutes | 196 | 3rd |

# 2025-26 GAME HIGHS

Team Goals: 12 (Mar. 27 vs Watertown)

Team Assists: 22 (Mar. 27 vs Watertown)

Team Shots on Goal: 56 (Mar. 27 vs Watertown)

Team Saves: 47 (Oct. 10 at Danbury)

Team Penalty Minutes: 73 (Oct. 11 at Danbury)

Team Goals Against: 9 (Nov. 14 vs Indiana and Dec. 5 at Binghamton)

Team Assists Against: 14 (Dec. 5 at Binghamton)

Team Shots on Goal Against: 49 (Dec. 6 at Binghamton)

Team Saves Against: 50 (Nov. 7 at Blue Ridge and Nov. 8 at Blue Ridge)

Opponent Team Penalty Minutes: 81 (Nov. 22 at Blue Ridge)

Individual Goals: 4 (Grayson Dietrich and Bobby Price, Mar. 27 vs Watertown)

Individual Assists: 4 (Alex Johnson, Nov. 28 at Topeka)

Individual Points: 6 (Blake Anderson, Mar. 15 at Watertown)

Individual Shots on Goal: 10 (Nick Favaro, Nov. 8 at Blue Ridge)

Individual Saves: 47 (Reid Cooper, Oct. 10 at Danbury)

Individual Penalty Minutes: 27 (AJ Schlepp, Oct. 11 at Danbury)

Opponent Individual Goals: 4 (Gavin Yates, Dec. 5 at Binghamton)

Opponent Individual Assists: 3 (4 Occurrences, most recently Mac Jansen and Austin D'Orazio, Feb. 14 vs Binghamton)

Opponent Individual Points: 5 (Gavin Yates, Dec. 5 at Binghamton)

Opponent Individual Shots on Goal: 14 (Austin D'Orazio, Dec. 6 at Binghamton)

Opponent Individual Saves: 50 (Anthony Shrum, Nov. 7 at Blue Ridge and Hunter Virostek, Nov. 8 at Blue Ridge)

Opponent Individual Penalty Minutes: 26 (Justin Daly, Nov. 22 at Blue Ridge)



# GAME BY GAME RESULTS

| GAME | DATE     | OPPONENT | RESULT | SCORE | RECORD  | POINTS | GOALTENDER | GWG       |
|------|----------|----------|--------|-------|---------|--------|------------|-----------|
| 1    | 10/10/25 | @DHT     | W      | 3-1   | 1-0-0   | 3      | COOPER     | GRAHAM    |
| 2    | 10/11/25 | @DHT     | W      | 4-0   | 2-0-0   | 6      | COOPER     | LOCKHART  |
| 3    | 10/17/25 | WAT      | L      | 6-2   | 2-1-0   | 6      | COOPER     | Filippov  |
| 4    | 10/18/25 | WAT      | W      | 2-1   | 3-1-0   | 9      | HUBER      | HEIKKILÄ  |
| 5    | 10/24/25 | TOP      | W      | 3-0   | 4-1-0   | 12     | COOPER     | JOHNSON   |
| 6    | 10/25/25 | TOP      | W      | 4-3   | 5-1-0   | 15     | COOPER     | FETTERLY  |
| 7    | 10/31/25 | BIN      | L      | 5-3   | 5-2-0   | 15     | HUBER      | Ramaekers |
| 8    | 11/1/25  | BIN      | W      | 4-1   | 6-2-0   | 18     | COOPER     | HEIKKILÄ  |
| 9    | 11/7/25  | @BRB     | L      | 4-3   | 6-3-0   | 18     | COOPER     | Hlavac    |
| 10   | 11/8/25  | @BRB     | W      | 4-3   | 7-3-0   | 21     | COOPER     | LACNY     |
| 11   | 11/14/25 | IND      | L      | 9-3   | 7-4-0   | 21     | HUBER      | Glazer    |
| 12   | 11/15/25 | IND      | W      | 4-3   | 8-4-0   | 24     | COOPER     | JOHNSON   |
| 13   | 11/21/25 | @BRB     | W      | 4-1   | 9-4-0   | 27     | COOPER     | ANDERSON  |
| 14   | 11/22/25 | @BRB     | L      | 5-1   | 9-5-0   | 27     | COOPER     | Klinecky  |
| 15   | 11/26/25 | IND      | W      | 4-2   | 10-5-0  | 30     | HUBER      | GRAHAM    |
| 16   | 11/28/25 | @TOP     | W      | 5-1   | 11-5-0  | 33     | COOPER     | PRICE     |
| 17   | 11/29/25 | @TOP     | L      | 5-1   | 11-6-0  | 33     | BOURQUE    | Checco    |
| 18   | 11/30/25 | @TOP     | L      | 2-1   | 11-7-0  | 33     | HUBER      | Hall      |
| 19   | 12/5/25  | @BIN     | L      | 9-1   | 11-8-0  | 33     | COOPER     | Stubbs    |
| 20   | 12/6/25  | @BIN     | L      | 3-1   | 11-9-0  | 33     | COOPER     | Stone     |
| 21   | 12/12/25 | IND      | L      | 4-3   | 11-10-0 | 33     | COOPER     | Ponivanov |
| 22   | 12/13/25 | IND      | L      | 4-2   | 11-11-0 | 33     | HUBER      | Horn      |
| 23   | 12/19/25 | BRB      | W      | 3-2   | 12-11-0 | 36     | COOPER     | GRAHAM    |
| 24   | 12/20/25 | BRB      | W      | 7-1   | 13-11-0 | 39     | COOPER     | HEIKKILÄ  |
| 25   | 12/27/25 | @DHT     | W      | 4-2   | 14-11-0 | 42     | COOPER     | GRAHAM    |
| 26   | 12/28/25 | @DHT     | W      | 4-1   | 15-11-0 | 45     | HUBER      | FAVARO    |
| 27   | 12/31/25 | @IND     | OTW    | 3-2   | 16-11-0 | 47     | COOPER     | GRAHAM    |
| 28   | 1/2/26   | IND      | OTW    | 4-3   | 17-11-0 | 49     | HUBER      | FAVARO    |



# GAME BY GAME RESULTS

| GAME     | DATE    | OPPONENT | RESULT | SCORE | RECORD  | POINTS | GOALTENDER | GWG        |
|----------|---------|----------|--------|-------|---------|--------|------------|------------|
| 29       | 1/3/26  | IND      | W      | 5-1   | 18-11-0 | 52     | COOPER     | PRICE      |
| 30       | 1/16/26 | DHT      | L      | 3-2   | 18-12-0 | 52     | COOPER     | Rubtsov    |
| 31       | 1/17/26 | DHT      | W      | 3-1   | 19-12-0 | 55     | COOPER     | DEKUMBIS   |
| 32       | 1/24/26 | IND      | W      | 5-1   | 20-12-0 | 58     | COOPER     | HEIKKILÄ   |
| 34       | 1/30/26 | @WAT     | W      | 3-2   | 21-12-0 | 61     | HUBER      | PARSONS    |
| 35       | 1/31/26 | @WAT     | OTW    | 3-2   | 22-12-0 | 63     | COOPER     | PRICE      |
| 36       | 2/13/26 | BIN      | L      | 5-3   | 22-13-0 | 63     | COOPER     | Jansen     |
| 37       | 2/14/26 | BIN      | SOL    | 5-4   | 22-13-1 | 64     | COOPER     | Jansen     |
| 38       | 2/19/26 | @TOP     | SOW    | 3-2   | 23-13-1 | 66     | HUBER      | JOHNSON    |
| 39       | 2/20/26 | @TOP     | W      | 3-2   | 24-13-1 | 69     | COOPER     | GRAHAM     |
| 40       | 2/21/26 | @TOP     | W      | 4-1   | 25-13-1 | 72     | COOPER     | LACNY      |
| 41       | 2/27/26 | @IND     | W      | 5-0   | 26-13-1 | 75     | HUBER      | ANDERSON   |
| 42       | 2/28/26 | @IND     | W      | 3-1   | 27-13-1 | 78     | COOPER     | PARSONS    |
| 43       | 3/1/26  | @IND     | L      | 3-2   | 27-14-1 | 78     | HUBER      | Bradburn   |
| 44       | 3/6/26  | IND      | W      | 3-0   | 28-14-1 | 81     | COOPER     | LACNY      |
| 45       | 3/7/26  | IND      | W      | 5-2   | 29-14-1 | 84     | COOPER     | PRICE      |
| 46       | 3/13/26 | @BIN     | L      | 4-0   | 29-15-1 | 84     | COOPER     | Ramaekers  |
| 47       | 3/14/26 | @WAT     | SOW    | 5-4   | 30-15-1 | 86     | HUBER      | JAMES      |
| 48       | 3/15/26 | @WAT     | W      | 7-1   | 31-15-1 | 89     | HUBER      | ANDERSON   |
| 33 (PPD) | 3/19/26 | @IND     | L      | 4-1   | 31-16-1 | 89     | BOURQUE    | Cunningham |
| 49       | 3/20/26 | TOP      | W      | 4-1   | 32-16-1 | 92     | HUBER      | BUCCELL    |
| 50       | 3/21/26 | TOP      | OTW    | 4-3   | 33-16-1 | 94     | HUBER      | FETTERLY   |
| 51       | 3/27/26 | WAT      | W      | 12-1  | 34-16-1 | 97     | HUBER      | DIETRICH   |
| 52       | 3/28/26 | WAT      | W      | 2-1   | 35-16-1 | 100    | HUBER      | PRICE      |
| 53       | 4/3/26  | @BIN     | L      | 5-1   | 35-17-1 | 100    | HUBER      | Sirota     |
| 54       | 4/4/26  | @DHT     |        |       |         |        |            |            |
| 55       | 4/10/26 | WAT      |        |       |         |        |            |            |
| 56       | 4/11/26 | WAT      |        |       |         |        |            |            |



# SHOOTOUT STATS

| TEAM RECORD | GOALS | ATTEMPTS | GOALS AGAINST | ATTEMPTS AGAINST |
|-------------|-------|----------|---------------|------------------|
| 2-1         | 6     | 9        | 4             | 8                |

| GOALS BY ROUND | 1   | 2   | 3   | 4   | 5   |
|----------------|-----|-----|-----|-----|-----|
| FOR-AGAINST    | 2-2 | 2-2 | 2-0 | 0-0 | 0-0 |

| SHOOTER  | GOALS | ATTEMPTS | WINNERS |
|----------|-------|----------|---------|
| FETTERLY | 1     | 1        | 0       |
| JAMES    | 1     | 1        | 1       |
| JOHNSON  | 1     | 1        | 1       |
| LACNY    | 0     | 1        | 0       |
| LOCKHART | 1     | 1        | 0       |
| MILLETTE | 1     | 2        | 0       |
| PRICE    | 1     | 2        | 0       |

| GOALTENDER | GOALS | ATTEMPTS | RECORD |
|------------|-------|----------|--------|
| COOPER     | 2     | 3        | 0-1    |
| HUBER      | 2     | 5        | 2-0    |

*\*Any player not listed has not participated in a shootout this season*



## 2025-26 Situational Stats

|                                      |         |
|--------------------------------------|---------|
| Leading After 1.....                 | 17-1-0  |
| Leading After 2.....                 | 27-0-1  |
| Tied After 1.....                    | 15-5-1  |
| Tied After 2.....                    | 6-3-0   |
| Trailing After 1.....                | 3-11-0  |
| Trailing After 2.....                | 2-14-0  |
| When Scoring First.....              | 27-4-1  |
| When Allowing First Goal.....        | 8-13-0  |
| When Scoring a Power Play Goal.....  | 23-4-1  |
| When Scoring a Shorthanded Goal..... | 2-0-0   |
| When Out-Shooting Opp.....           | 27-12-1 |
| When Out-Shot.....                   | 8-5-0   |
| When Shots Even.....                 | 0-0-0   |
| Scoring 0 Goals.....                 | 0-1-0   |
| Scoring 1 Goal.....                  | 0-7-0   |
| Scoring 2 Goals.....                 | 2-4-0   |
| Scoring 3 Goals.....                 | 11-5-0  |
| Scoring 4 Goals.....                 | 13-0-0  |
| Scoring 5 Goals.....                 | 6-0-1   |
| Scoring 6+ Goals.....                | 3-0-0   |
| Allowing 0 Goals.....                | 4-0-0   |
| Allowing 1 Goal.....                 | 16-0-0  |
| Allowing 2 Goals.....                | 9-1-0   |
| Allowing 3 Goals.....                | 5-3-0   |
| Allowing 4 Goals.....                | 1-5-0   |
| Allowing 5 Goals.....                | 0-5-0   |
| Allowing 6+ Goals.....               | 0-3-1   |
| One-Goal Games.....                  | 14-6-1  |
| Two-Goal Games.....                  | 5-3-0   |
| Three-or-More-Goal Games.....        | 15-8-0  |
| Comback Wins.....                    | 10      |
| Blown Lead Losses.....               | 6       |

## The Last Time The Prowlers...

|  |  |
|--|--|
| Scored 0 goals.....                        | Mar 13, 2026 at Binghamton (0-4)                                   |
| Scored 1 goal.....                         | Apr 3, 2026 at Binghamton (1-5)                                    |
| Scored 2 goals.....                        | Mar 28, 2026 vs Watertown (2-1)                                    |
| Scored 3 goals.....                        | Mar 6, 2026 vs Indiana (3-0)                                       |
| Scored 4 goals.....                        | Mar 21, 2026 vs Topeka (4-3)                                       |
| Scored 5 goals.....                        | Mar 14, 2026 at Watertown (5-4)                                    |
| Scored 6 goals.....                        | Mar 22, 2025 vs Mississippi (6-0)                                  |
| Scored 7 goals.....                        | Mar 15, 2026 at Watertown (7-1)                                    |
| Scored 8 goals.....                        | Jan 4, 2025 vs Binghamton (8-6)                                    |
| Scored 9 goals.....                        | Jan 10, 2025 at Dashers (9-1)                                      |
| Scored 10+ goals.....                      | Mar 27, 2026 vs Watertown (12-1)                                   |
| Allowed 0 goals.....                       | Mar 6, 2026 vs Indiana (3-0)                                       |
| Allowed 1 goal.....                        | Mar 28, 2026 vs Watertown (2-1)                                    |
| Allowed 2 goals.....                       | Mar 7, 2026 vs Indiana (5-2)                                       |
| Allowed 3 goals.....                       | Mar 21, 2026 vs Topeka (4-3)                                       |
| Allowed 4 goals.....                       | Mar 19, 2025 at Indiana (1-4)                                      |
| Allowed 5 goals.....                       | Apr 3, 2026 at Binghamton (1-5)                                    |
| Allowed 6 goals.....                       | Feb 14, 2026 vs Binghamton (5-6)                                   |
| Allowed 7 goals.....                       | Feb 14, 2025 vs Danbury (2-7)                                      |
| Allowed 8 goals.....                       | Dec 31, 2023 vs Motor City (4-8)                                   |
| Allowed 9 goals.....                       | Dec 5, 2025 at Binghamton (1-9)                                    |
| Allowed 10+ goals.....                     | Mar 10, 2024 vs Watertown (6-11)                                   |
| Had <20 shots on goal.....                 | Jan 3, 2026 vs Indiana (5-1)                                       |
| Had 20-30 shots on goal.....               | Apr 3, 2026 at Binghamton (1-5)                                    |
| Had 30-40 shots on goal.....               | Mar 28, 2026 vs Watertown (2-1)                                    |
| Had 40-50 shots on goal.....               | Mar 19, 2025 at Indiana (1-4)                                      |
| Had 50+ shots on goal.....                 | Mar 27, 2026 vs Watertown (12-1)                                   |
| Gave up <20 shots on goal.....             | Mar 27, 2026 vs Watertown (12-1)                                   |
| Gave up 20-30 shots on goal.....           | Mar 28, 2026 vs Watertown (2-1)                                    |
| Gave up 30-40 shots on goal.....           | Apr 3, 2026 at Binghamton (1-5)                                    |
| Gave up 40-50 shots on goal.....           | Feb 20, 2026 at Topeka (3-2)                                       |
| Gave up 50+ shots on goal.....             | Mar 16, 2024 at Motor City (4-6)                                   |
| Won in overtime.....                       | Mar 21, 2026 vs Topeka (4-3)                                       |
| Lost in overtime.....                      | Mar 1, 2025 at Danbury (2-3)                                       |
| Won in a shootout.....                     | Mar 14, 2026 at Watertown (5-4)                                    |
| Lost in a shootout.....                    | Feb 14, 2026 vs Binghamton (5-6)                                   |
| Had a player with a hat trick.....         | Bobby Price and Grayson Dietrich, Mar 27, 2026 vs Watertown (12-1) |
| Had a goalie pitch a shutout.....          | Reid Cooper, Mar 6, 2026 vs Indiana (3-0)                          |
| Had a player with 5+ points in a game..... | Bobby Price, Mar 27, 2026 vs Watertown (12-1)                      |

## Team Records

|   |  |
|---|--|
| Most Total Wins in a Season.....                | 44 (2017-18)   |
| Most Regulation Losses in a Season.....         | 32 (2018-19, 2021-22)  |
| Most OT Wins in a Season.....                   | 6 (2015-16)  |
| Most SO Wins in a Season.....                   | 5 (2024-25)  |
| Most OT/SO Losses in a Season.....              | 9 (2016-17)  |
| Most Points in a Season.....                    | 131 (2017-18)  |
| Highest Season Win Percentage.....              | 82.4% (2017-18)  |
| Lowest Season Win Percentage.....               | 34.6% (2021-22)  |
| Most Goals in a Season.....                     | 261 (2015-16)  |
| Fewest Goals in a Season.....                   | 191 (2021-22)  |
| Most Goals Against in a Season.....             | 271 (2018-19)  |
| Fewest Goals Against in a Season.....           | 131 (2017-18)  |
| Highest Goals per Game in a Season.....         | 4.75 (2015-16)   |
| Lowest Goals per Game in a Season.....          | 3.50 (2023-24)   |
| Highest Goals Against per Game in a Season..... | 4.74 (2021-22)   |
| Lowest Goals Against per Game in a Season.....  | 2.47 (2017-18)   |
| Highest Season Goal Differential.....           | +113 (2017-18)   |
| Lowest Season Goal Differential.....            | -65 (2021-22)  |
| Most Penalty Minutes in a Season.....           | 1,570 (2025-26)  |
| Fewest Penalty Minutes in a Season.....         | .777 (2019-20)*  |
| Longest Winning Streak.....                     | 24 (Jan 27-Mar 30, 2018)**   |
| Longest Losing Streak.....                      | 6 (Nov 29-Dec 13, 2025)  |
| Largest Margin of Victory.....                  | 11, Mar 27, 2026 vs Watertown (12-1)                                       |
| Largest Margin of Defeat.....                   | 11, Jan 6, 2023 at Binghamton (2-13)                                       |
| Most Goals in a Game.....                       | 12, Feb 4, 2018 at North Shore (12-5) and Mar 27, 2026 vs Watertown (12-1) |
| Most Goals Against in a Game.....               | 13, Jan 6, 2023 at Binghamton (2-13)                                       |

2020-21 season excluded

\*COVID Shortened Season

\*\*Includes 3 forfeits



# INDIVIDUAL SEASON RECORDS

## Season Goals

|   |    |                |         |
|---|----|----------------|---------|
| 1 | 43 | Dalton Jay     | 2018-19 |
|   | 43 | Matt Robertson | 2018-19 |
| 3 | 38 | Matt Robertson | 2016-17 |
| 4 | 37 | Chris Leveille | 2015-16 |
| 5 | 36 | Matt Robertson | 2017-18 |
|   | 36 | Dalton Jay     | 2017-18 |
| 7 | 34 | Dalton Jay     | 2021-22 |

## Season Penalty Minutes

|   |     |                    |         |
|---|-----|--------------------|---------|
| 1 | 210 | Tucker Scantlebury | 2024-25 |
| 2 | 196 | Bryan Parsons      | 2025-26 |
| 3 | 194 | Ryan Devine        | 2015-16 |
| 4 | 189 | Ben Brockway       | 2025-26 |
| 5 | 181 | Ahmed Mahfouz      | 2016-17 |
| 6 | 166 | Daniel Chartrand   | 2024-25 |
| 7 | 156 | 2 Tied             |         |

## Season Shutouts

|   |   |                     |         |
|---|---|---------------------|---------|
| 1 | 3 | Reid Cooper         | 2025-26 |
| 2 | 2 | Chris Paulin        | 2019-20 |
|   | 2 | Andy DiCristofaro   | 2015-16 |
| 4 | 1 | Bailey Huber        | 2025-26 |
|   | 1 | Valtteri Nousiainen | 2024-25 |
|   | 1 | Yoshihiro Kuroiwa   | 2024-25 |
|   | 1 | Ian Wallace         | 2022-23 |

## Season Assists

|   |    |                |         |
|---|----|----------------|---------|
| 1 | 78 | Ahmed Mahfouz  | 2016-17 |
| 2 | 62 | Dalton Jay     | 2018-19 |
|   | 62 | Matt Graham    | 2018-19 |
| 4 | 60 | Matt Robertson | 2016-17 |
| 5 | 59 | Matt Robertson | 2018-19 |
| 6 | 57 | Justin Alonzo  | 2015-16 |
| 7 | 54 | Ahmed Mahfouz  | 2015-16 |

## Season Points Per Game min 15 GP

|   |      |                |         |
|---|------|----------------|---------|
| 1 | 2.48 | Chris Leveille | 2015-16 |
| 2 | 2.18 | Ahmed Mahfouz  | 2015-16 |
| 3 | 2.13 | Matt Robertson | 2018-19 |
| 4 | 1.94 | Ahmed Mahfouz  | 2016-17 |
| 5 | 1.90 | Matt Robertson | 2019-20 |
| 6 | 1.84 | Dalton Jay     | 2018-19 |
| 7 | 1.81 | Matt Robertson | 2016-17 |

## Season Goals-Against Average min 15 GP

|   |      |                     |         |
|---|------|---------------------|---------|
| 1 | 2.24 | Michael Santaguida  | 2017-18 |
| 2 | 2.26 | Reid Cooper         | 2025-26 |
| 3 | 2.66 | Bailey Huber        | 2025-26 |
|   | 2.66 | Valtteri Nousiainen | 2024-25 |
| 5 | 2.79 | Tucker Tynan        | 2023-24 |
| 6 | 2.86 | Reid Cooper         | 2024-25 |
| 7 | 3.12 | Cory Simons         | 2019-20 |

## Season Points

|   |     |                   |         |
|---|-----|-------------------|---------|
| 1 | 105 | Dalton Jay        | 2018-19 |
| 2 | 103 | Ahmed Mahfouz     | 2016-17 |
| 3 | 102 | Matt Robertson    | 2018-19 |
| 4 | 98  | Matt Robertson    | 2016-17 |
| 5 | 89  | Justin Alonzo     | 2015-16 |
| 6 | 83  | Branden Parkhouse | 2016-17 |
| 7 | 82  | Branden Parkhouse | 2017-18 |

## Season Wins

|   |    |                     |         |
|---|----|---------------------|---------|
| 1 | 26 | Andy DiCristofaro   | 2015-16 |
| 2 | 23 | Michael Santaguida  | 2017-18 |
| 3 | 22 | Reid Cooper         | 2025-26 |
| 4 | 17 | Valtteri Nousiainen | 2024-25 |
| 5 | 15 | Cory Simons         | 2018-19 |
| 6 | 14 | Wyatt Hoflin        | 2022-23 |
|   | 14 | Chris Paulin        | 2019-20 |

## Season Save Percentage min 15 GP

|   |      |                    |         |
|---|------|--------------------|---------|
| 1 | .938 | Michael Santaguida | 2017-18 |
| 2 | .929 | Reid Cooper        | 2025-26 |
| 3 | .925 | Tucker Tynan       | 2023-24 |
| 4 | .923 | Cory Simons        | 2018-19 |
| 5 | .919 | Cory Simons        | 2019-20 |
| 6 | .917 | Chris Paulin       | 2019-20 |
| 7 | .913 | Curtis Martinu     | 2016-17 |

Current season

# INDIVIDUAL CAREER RECORDS

## Career Goals

|   |     |                   |
|---|-----|-------------------|
| 1 | 209 | Dalton Jay        |
| 2 | 146 | Matt Graham       |
| 3 | 133 | Matt Robertson    |
| 4 | 96  | Alex Johnson      |
| 5 | 93  | Austin Fetterly   |
| 6 | 62  | Branden Parkhouse |
| 7 | 53  | Austin Daae       |

## Career Penalty Minutes

|   |     |                    |
|---|-----|--------------------|
| 1 | 863 | Joe Pace Jr.       |
| 2 | 696 | Bryan Parsons      |
| 3 | 657 | Matt Graham        |
| 4 | 645 | Alex Johnson       |
| 5 | 429 | Tucker Scantlebury |
| 6 | 363 | Daniel Chartrand   |
| 7 | 292 | Adam Heinzl        |

## Career Shutouts

|   |   |                     |
|---|---|---------------------|
| 1 | 3 | Cory Simons         |
|   | 3 | Reid Cooper         |
| 3 | 2 | Chris Paulin        |
|   | 2 | Curtis Martinu      |
|   | 2 | Andy DiCristofaro   |
| 6 | 1 | Bailey Huber        |
|   | 1 | Valtteri Nousiainen |

## Career Assists

|   |     |                   |
|---|-----|-------------------|
| 1 | 357 | Matt Graham       |
| 2 | 231 | Dalton Jay        |
| 3 | 210 | Alex Johnson      |
| 4 | 186 | Matt Robertson    |
| 5 | 162 | Austin Fetterly   |
| 6 | 132 | Ahmed Mahfouz     |
| 7 | 105 | Branden Parkhouse |

## Career Games Played

|   |     |                 |
|---|-----|-----------------|
| 1 | 428 | Matt Graham     |
| 2 | 369 | Alex Johnson    |
| 3 | 356 | Austin Fetterly |
| 4 | 329 | Dalton Jay      |
| 5 | 274 | Bryan Parsons   |
| 6 | 268 | Joe Pace Jr.    |
| 7 | 171 | Matt Robertson  |

## Career Goals-Against Average min 15 GP

|   |      |                     |
|---|------|---------------------|
| 1 | 2.22 | Michael Santaguida  |
| 2 | 2.46 | Reid Cooper         |
| 3 | 2.66 | Bailey Huber        |
|   | 2.66 | Valtteri Nousiainen |
| 5 | 2.79 | Tucker Tynan        |
| 6 | 3.25 | Curtis Martinu      |
| 7 | 3.33 | Cory Simons         |

## Career Points

|   |     |                   |
|---|-----|-------------------|
| 1 | 503 | Matt Graham       |
| 2 | 440 | Dalton Jay        |
| 3 | 319 | Matt Robertson    |
| 4 | 306 | Alex Johnson      |
| 5 | 255 | Austin Fetterly   |
| 6 | 177 | Ahmed Mahfouz     |
| 7 | 167 | Branden Parkhouse |

## Career Wins

|   |    |                     |
|---|----|---------------------|
| 1 | 40 | Cory Simons         |
| 2 | 31 | Reid Cooper         |
| 3 | 26 | Andy DiChristofaro  |
| 4 | 23 | Michael Santaguida  |
| 5 | 19 | Curtis Martinu      |
| 6 | 18 | Chris Paulin        |
| 7 | 17 | Valtteri Nousiainen |

## Career Save Percentage min 15 GP

|   |      |                     |
|---|------|---------------------|
| 1 | .938 | Michael Santaguida  |
| 2 | .925 | Tucker Tynan        |
| 3 | .921 | Reid Cooper         |
| 4 | .917 | Cory Simons         |
|   | .917 | Curtis Martinu      |
| 6 | .912 | Chris Paulin        |
|   | .912 | Valtteri Nousiainen |

Active with Prowlers



The Port Huron Prowlers are playing in their 11th season in the Federal Prospects Hockey League (FPHL) in 2025-26. This makes them the second-longest tenured hockey team in Port Huron history after the IHL's Flags/Wings who played from 1962-81. It also makes them the second-oldest franchise in the FPHL behind the Watertown Wolves; however, the Wolves took 2015-16 off so they have yet to play 10 consecutive seasons. The Prowlers have made the playoffs in eight of the ten seasons there was a postseason in their history (minus 2019-20). They have reached the Commissioner's Cup Finals twice, winning it all in 2016, their inaugural season.

The Prowlers are owned by Ken Andrews, who took over during the 2025 off-season and also owns the currently dormant Motor City Rockers. The team is run by general manager/head coach Matt Graham, assistant general manager/assistant coach Alex Johnson and associate head coach Chris Paulin who put together the team on the ice and sell tickets and advertising.

The Prowlers play their home games at historical McMorran Place in downtown Port Huron and offer entertainment for the community during the winter months. The team has a history of players who stick around for a long time and become large parts of the community as well as players who make their way up to higher levels.

| Season by Season History |    |         |        |                  |                       |
|--------------------------|----|---------|--------|------------------|-----------------------|
| Season                   | GP | Record  | Points | Standings        | Playoffs              |
| 2015-16                  | 55 | 36-18-1 | 102    | 2nd, FHL         | Won Championship      |
| 2016-17                  | 56 | 26-21-9 | 84     | 5th, FHL         | Missed Playoffs       |
| 2017-18                  | 53 | 44-7-2  | 131    | 1st, FHL         | Lost in Finals        |
| 2018-19                  | 59 | 25-32-2 | 74     | 4th, FPHL        | Lost in Semifinals    |
| 2019-20                  | 46 | 32-14-0 | 92     | 2nd, Western     | Playoffs Canceled     |
| 2020-21                  | 24 | 8-14-2  | 26     | 3rd, Western     | Missed Playoffs       |
| 2021-22                  | 54 | 18-32-4 | 56     | 6th, FPHL        | Lost in Quarterfinals |
| 2022-23                  | 56 | 28-24-4 | 86     | 4th, Continental | Lost in Quarterfinals |
| 2023-24                  | 56 | 28-22-6 | 84     | 3rd, Continental | Lost in Quarterfinals |
| 2024-25                  | 56 | 32-18-6 | 95     | 3rd, Empire      | Lost in Semifinals    |

# BROADCAST ROSTER



**Nick Favaro**  
#2 | D



**Ben Brockway**  
#13 | D



**Brett Morich**  
#14 | F



**John Larkin**  
#15 | D



**Bryan Parsons**  
#16 | D



**Grayson Dietrich**  
#17 | F




**Brett Lockhart**  
#18 | D



**Austin Fetterly**  
#19 | F/D




**Alexander Ray**  
#21 | F




**Luke James**  
#22 | F




**Vincent Dekumbis**  
#23 | F



**Alex Johnson**  
#25 | D



**Arttu Heikkilä**  
#28 | F



**Bobby Price**  
#29 | F



**Jameson Bourque**  
#31 | G



**Reid Cooper**  
#33 | G



**Bailey Huber**  
#39 | G



**Jamie Bucell**  
#46 | F



**Matt Graham**  
#51 | F



**Justin Jamer**  
#61 | F



**Ryan Alexander**  
#74 | F



**Tim Organ**  
#75 | D



**Lukas Lacny**  
#77 | F



**Reggie Millette**  
#79 | F



**Dylan Marty**  
#88 | F



**Connor Bizal**  
#91 | F



**Blake Anderson**  
#94 | F

# COACHING STAFF



**Matt Graham**  
GM/Head Coach



**Alex Johnson**  
Asst. GM/Asst. Coach



**Chris Paulin**  
Assoc. Head Coach