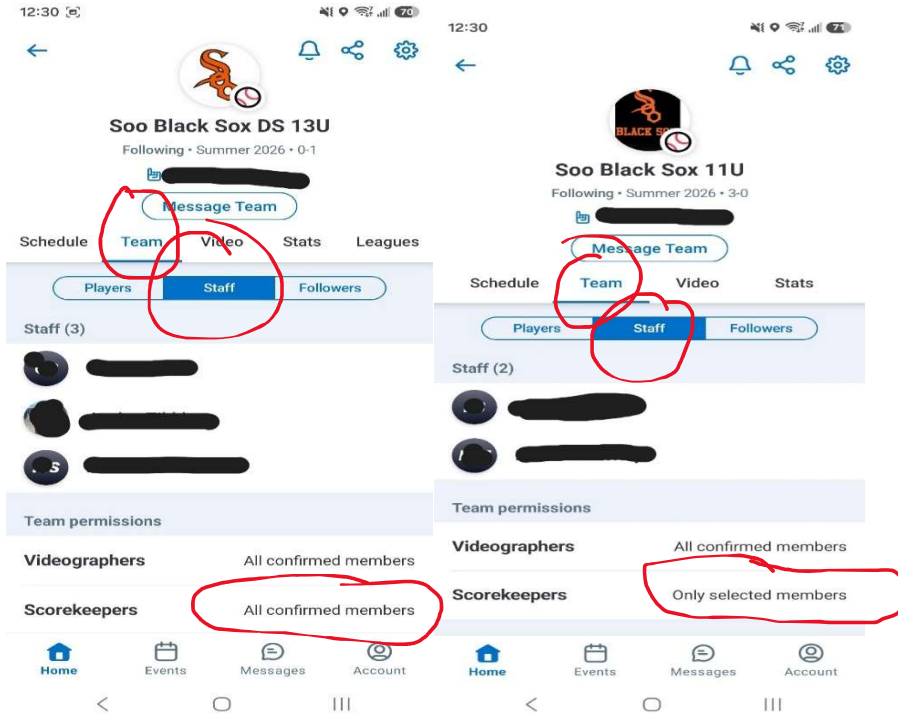


Scoring a game in GameChanger

All teams in the SMBA league on GameChanger are set up to allow all accepted members of the teams to keep score. It does not have to be someone listed on the coaching staff in GameChanger and we recommend that each team has a designated score keeper, ideally a non coaching parent. This allows the coaches to focus on helping the players throughout the game.

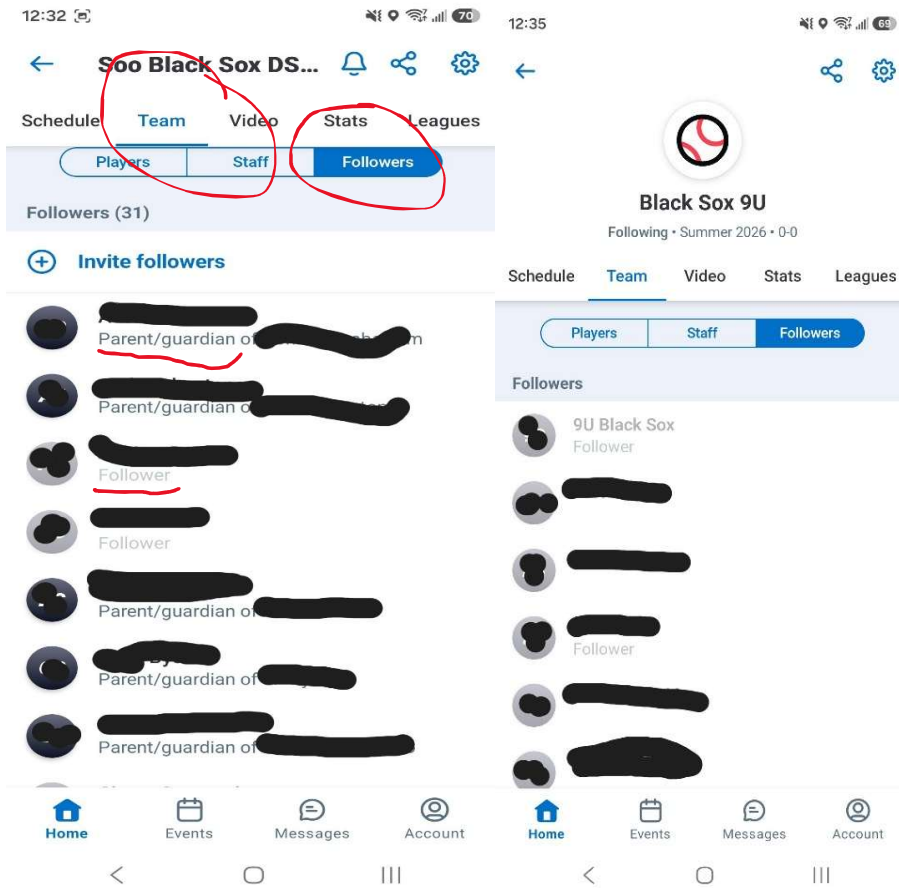
SMBA Admin also must remain as a staff member on all the teams for us to be able to update the schedules and send messages and announcements throughout the season.



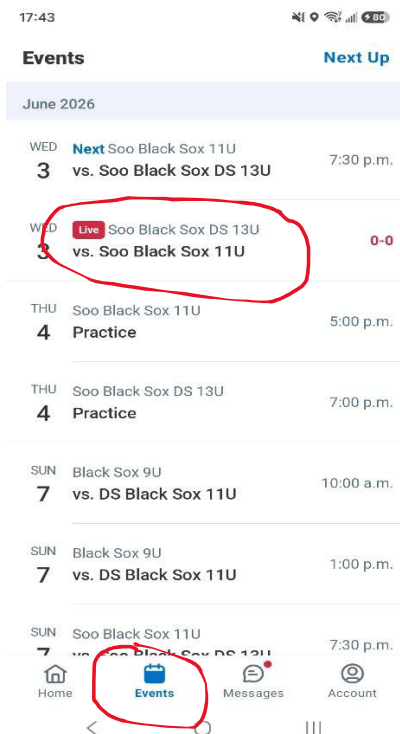
Your 'Team Staff' page should look like the first picture above where it says Scorekeepers 'All confirmed members' and not the second picture above where it says 'Only selected members'.

A confirmed member is a parent or guardian of a player who has been approved as a team member, or someone listed on the coaching staff in GameChanger. If a person is only marked as a 'follower' they will not have access to score the game.

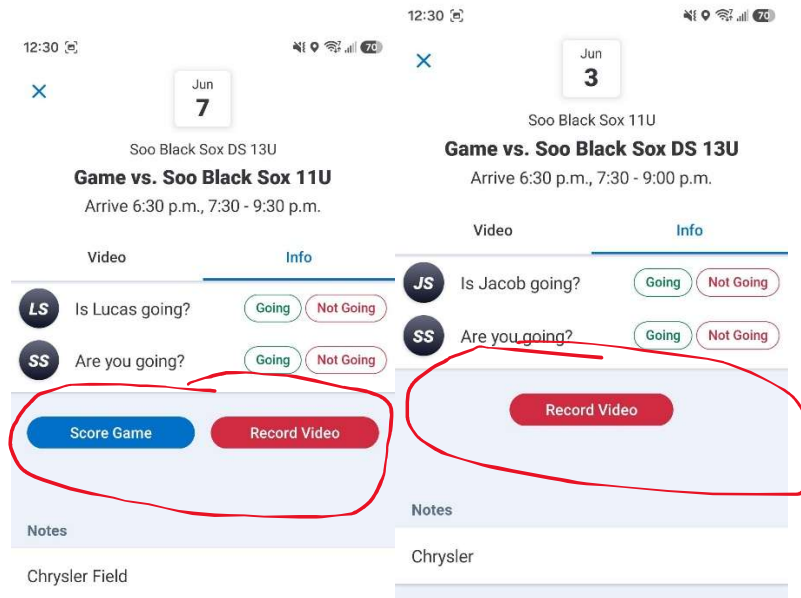
As you see in the first picture below, under the 'Followers' page, it will designate who is a parent/guardian and who is a follower. Someone who is a follower will have a lot of the options greyed out, as you can see in the second picture below. They will only be able to access the schedule and see a game as its being scored.



To Score a game you click on the game you want to score under the 'Events' page

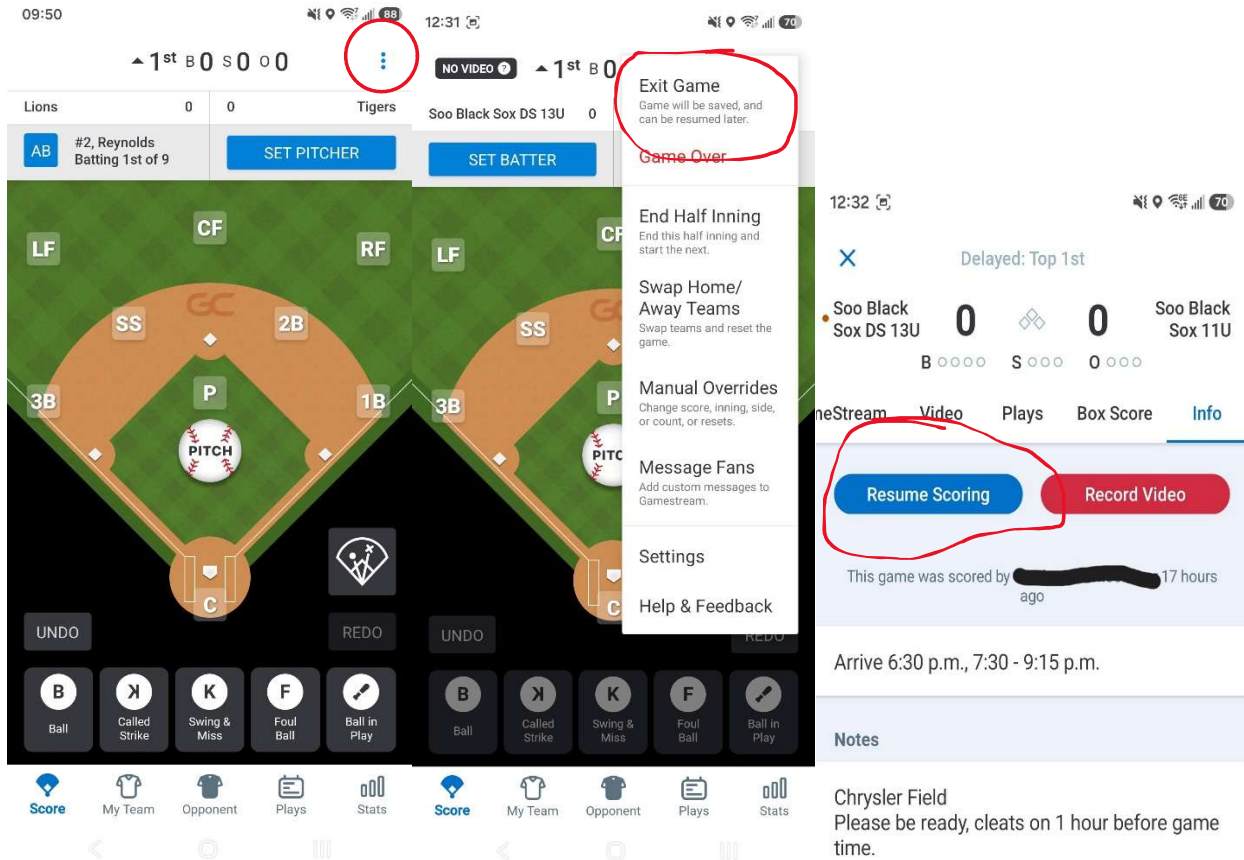


The page in the first picture will pop up if you are able to score the game. If you are not eligible to score the game, or someone else has already started scoring the game, you will not see the 'Score Game' button.

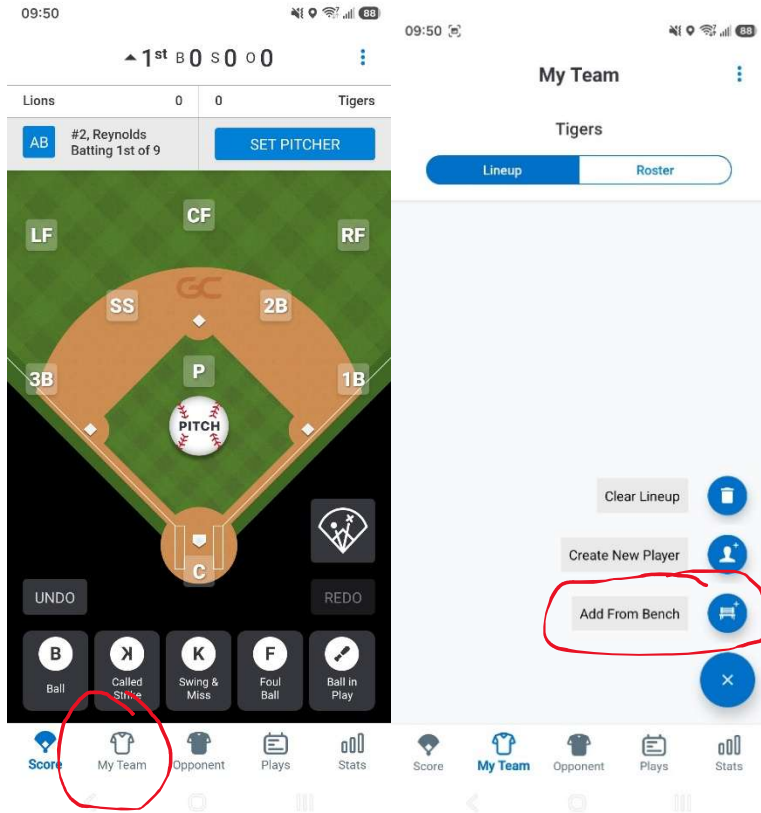


If you are an approved team member but the option to score the game isn't available it might be because someone else has already begun to score the game. Once someone clicks on 'Score Game' they must exit the game in order for someone else to take over scoring.

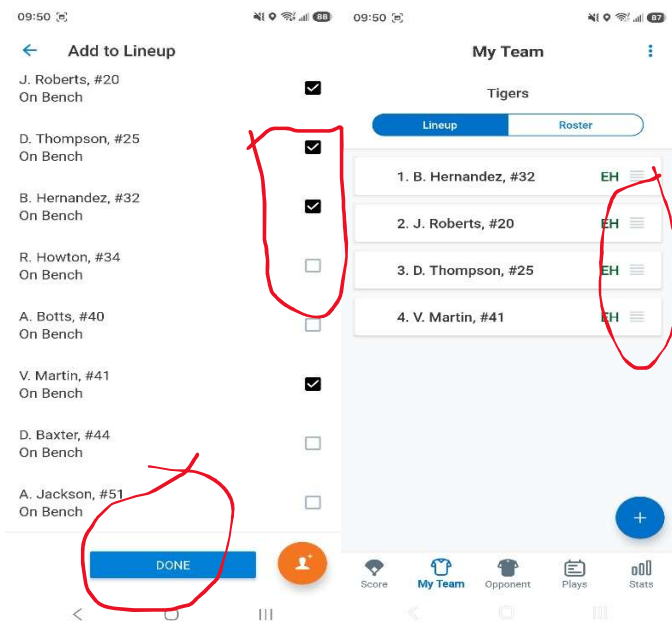
You can exit the game by clicking on the three dots in the top right corner of the screen you see in picture one below and then click 'Exit Game' as seen in picture two. After someone starts the game, and then exits the game, you will now see the option to 'Resume Scoring'.



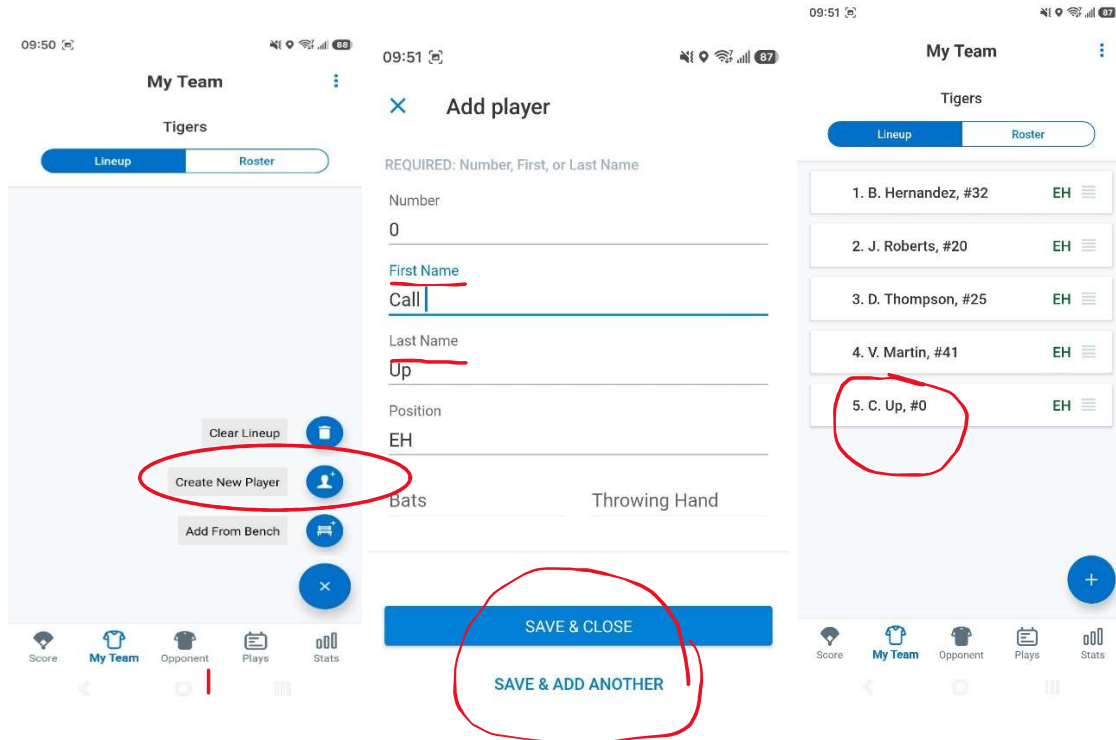
The coach may set the starting line up before game start by selecting 'Set Starting Lineup'. If not done before the start of the game, set the line up by clicking on the 'my team' button at the bottom of the scoring screen as seen in the first picture below. If there are no names listed, click on the blue circle with the + in the bottom right of the screen. From here the options seen in picture two below will pop up. Click on 'add from bench'. If it does have names and the line up as shown is correct just click on the score tab to get back to the scoring page.



A list of all the rostered players in the team will show up. Make sure each player present for the game is checked off, ideally in the batting order, then click done. The next page will be the list of players present (from what you just checked off). If required, hold on the three lines and drag the name to where they need to be so that this list matches the batting order.



If you have any call up players, you also add them now. Chose the create new player option when you click on the blue circle with the + as seen in picture one below. Fill in the call ups name and click 'save and close' if you only have the one or 'save and add another' if you have another call up to add. They will then show up in the line up and move them to their position in the line up.



If the opponent is also scoring using GameChanger, use the Share Linuep function to both send and receive the linuep by scanning eachothers in app QR code. You will find the share line up tab active under the my team page once the line up is set. Once you start scoring the game this option goes away.

If the opponenet is not available, set their line up by clinking on the 'opponent' tab beside the 'my team' tab and repeat the same process.

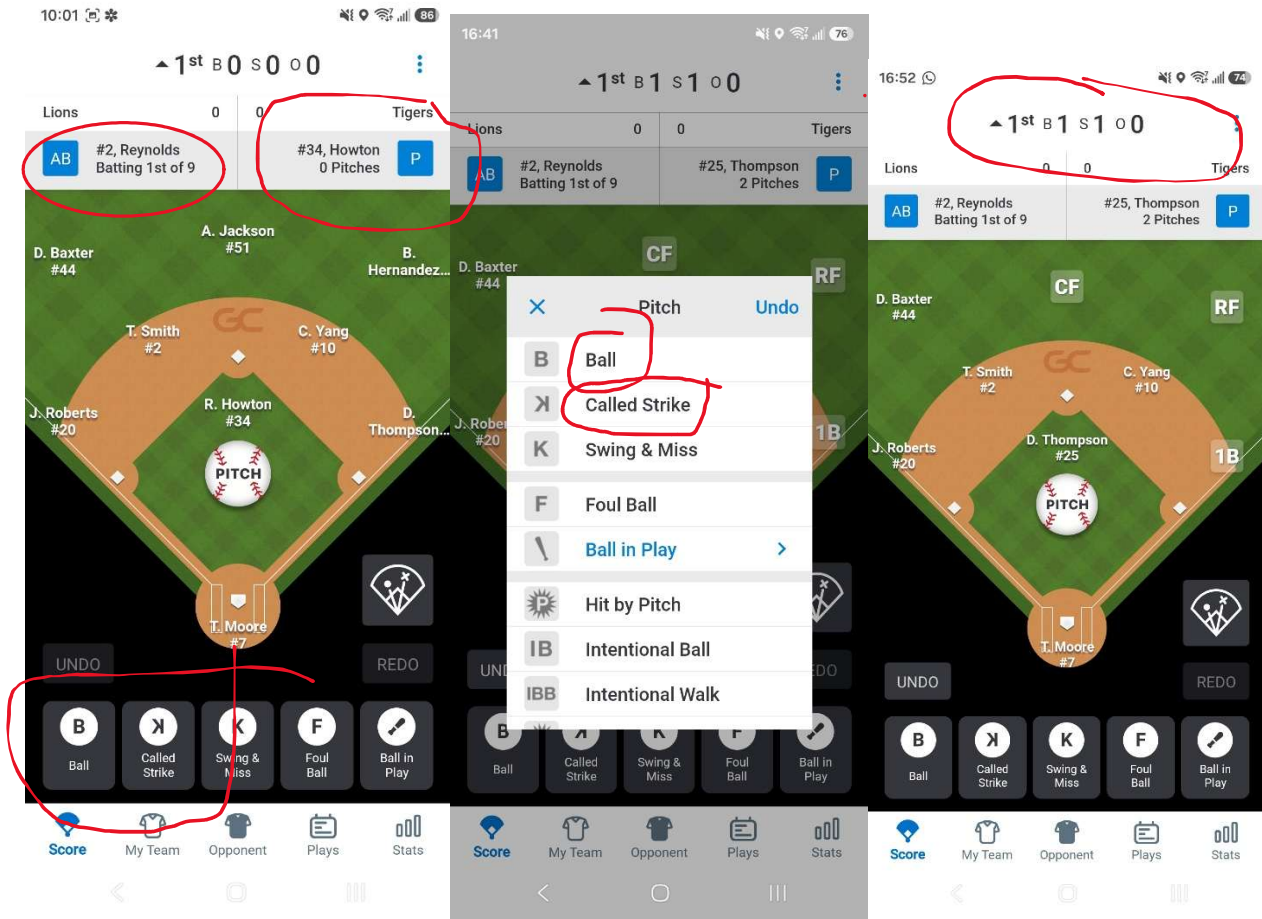
Next click on the "score' tab and return to the scoring screen. The start of the game should look like the first picture below.

'AB' means 'at bat' and 'P' means 'pitcher'. Ensure the name is correct for the starting pitcher and make sure the batters name is correct as you move through the batting order.

When a pitcher is replaced during the game just click on the P and 'chose sub out/relief pitcher.' All the rostered players will come up, pick the name of the next pitcher or if you don't know the name you can chose 'leave empty.'

If during the game someone gets hurt and you need to skip them in the batting order, then click "AB" and click 'skip to a different batter'. Then choose the next batter in the order.

If a runner is out on a play and the app hasn't given you the option to choose safe or out, hold your finger down on the runner you want to make out. 'Safe' and 'Out' boxes will appear then drag the runner to the out box and choose from the options of how they got out.



9U – Since you have 5 pitches for every batter, use this order: ball, ball, strike, strike, strike. That way if the ball is hit on any one of the pitches you will score the play as it unfolds but if the batter strikes out on five pitches, then they will be out and the next batter will be up as normal in the app.

11U –Remember to start with a one ball and one strike count for every new batter. Touch 'ball' then touch 'called strike' at the bottom of the main scoring page as seen in picture one above OR you can touch the picture of the ball in the middle of the screen and choose the same options as seen in picture two above. You will then see a one and one count at the top of the screen for that batter as seen in picture three above.

Now that we have reviewed how to set up a game, please go into your teams 'practice scoring a game' section. You will find it from your home page, then click the gear button at the top right corner then choose 'practice scoring a game'. You can practice all the above instructions in real time. Also, when your keeping score do not worry about errors or getting the plays exact. That will all come with experience and getting used to the functions of the app. As you get better with scoring through Game Changer you can add in those things but for now what's important is the runs, outs and overall score.