



GAME NOTES for EMPIRE STRYKERS @ MILWAUKEE WAVE Thursday, April 6, 2026



Major Arena Soccer League (MASL) Quarterfinals, Leg 2

Match Facts

Sunday, April 6, 2026 - 4:35 p.m. PT - UW-Milwaukee Panther Arena (Milwaukee, Wis.)

Broadcast Information

The English-language live video broadcast will reach U.S. and international audiences via MASL+, the MASL's YouTube channel, Unbeaten Channel, National Soccer Network (NSN) and SLVR, with several of the platforms making the action available on demand as well. The Spanish-language live video broadcast will air exclusively in Mexico via the FOX Sports lineup of channels.

Team Records (Regular Season)

Empire: 12-11-1 (wins-losses-overtime/shootout losses; 6th in MASL standings; 33 points; +6 goals)

Milwaukee: 15-7-2 (wins-losses-overtime/shootout losses; 3rd in MASL standings; 43 points; +36 goals)

Points Leaders (Regular Season)

Empire: Justin Stinson (27), Mounir Alami (25)

Milwaukee: Alex Sanchez (49; 2nd in MASL), Mario Alvarez (42; tied for 6th in MASL), Alex Steinwascher (40; 8th in MASL)

Points Leaders (Playoffs)

Empire: Robert Palmer (3), Dayerson Graterol (2)

Milwaukee: Alex Steinwascher (2), Cam Will, Ian Bennett, Javier Steinwascher, Ricardo Carvalho (1 each)

Leading Goalscorers (Regular Season)

Empire: Mounir Alami, Justin Stinson (15 each)

Milwaukee: Alex Sanchez (32; 1st in MASL), Oscar Flores (26; 5th in MASL), Mario Alvarez, Alex Steinwascher (21 each; tied for 8th in MASL)

Leading Goalscorers (Playoffs)

Empire: Robert Palmer, Dayerson Graterol, Alan Perez, Barbaro Shelier, Issak Somow, Justin Stinson (1 each)

Milwaukee: Alex Steinwascher (2), Cam Will, Ian Bennet (1 each)



Assists Leaders (Regular Season)

Empire: Robert Palmer (14), Justin Stinson (12)

Milwaukee: Mario Alvarez (21; 4th in MASL), Alex Steinwascher (19; tied for 5th in MASL), Alex Sanchez (17; tied for 8th in MASL), Max Ferdinand (16; tied for 10th in MASL)

Assists Leaders (Playoffs)

Empire: Robert Palmer (2), Dayerson Graterol, Mounir Alami, Brandon Gomez (1 each)

Milwaukee: Alex Steinwascher, Ian Bennett, Javier Steinwascher (1 each)

Points-per-Game Leaders (Regular Season)

Empire: Mounir Alami (1.19 in 21 games), Justin Stinson (1.13 in 24 games)

Milwaukee: Alex Sanchez (2.04 in 24 games; 2nd in MASL), Mario Alvarez (1.83 in 23 games; tied for 4th in MASL), Alex Steinwascher (1.67 in 24 games; tied for 8th in MASL), Ricardo Carvalho (1.67 in 12 games; tied for 8th in MASL)

Points-per-Game Leaders (Playoffs)

Empire: Robert Palmer (3.0 in 1 game), Dayerson Graterol (2.0 in 1 game)

Milwaukee: Alex Steinwascher (2.00 in 1 game), Cam Will, Ian Bennett, Javier Steinwascher, Ricardo Carvalho (all 1.00 in 1 game)

Leading Power Play Goalscorers (Regular Season)

Empire: Ant Powell (2; tied for 8th in MASL), Robert Palmer, Marco Fabián, Barbaro Shelier, Zakhar Shkidchenko (1 each)

Milwaukee: Andre Hayne, Ricardo Carvalho (3 each; tied for 4th in MASL), Mario Alvarez, Oscar Flores (2, tied for 9th in MASL)

Leading Power Play Goalscorers (Playoffs)

Empire: N/A

Milwaukee: Ian Bennett (1)

Leading Short-Handed Goalscorers (Regular Season)

Empire: Alan Perez (2; tied for 1st in MASL)

Milwaukee: Alex Steinwascher (1; tied for 3rd in MASL)

Leading Short-Handed Goalscorers (Playoffs)

Empire: N/A

Milwaukee: Alex Steinwascher (1)

Blocks Leaders (Regular Season)

Empire: Robert Palmer (45; 3rd in MASL), Filipe Dutra (21)

Milwaukee: Shawn Azcueta (33; tied for 4th in MASL), Alex Steinwascher (25)

Blocks Leaders (Playoffs)

Empire: Robert Palmer (4), Filipe Dutra (3)

Milwaukee: Cesar Correa (3), Oscar Flores (2)



Goalkeepers

Goals-Against-Average (Regular Season)

Empire: Brandon Gomez (4.71 in 13 games/~421 mins; not eligible for MASL leaderboard since too few mins played), Brian Orozco (4.98 in 19 games/~868 mins; 3rd in MASL)

Milwaukee: Gerardo Perez (5.52 in 14 games/~413 mins), William Banahene (6.18 in 22 games/~1,029 mins)

Goals-Against-Average (Playoffs)

Empire: Brandon Gomez (3.00 in 1 game/60 mins)

Milwaukee: William Banahene (4.41 in 1 game/~54 mins)

Save Percentage (Regular Season)

Empire: Brian Orozco (69.8% in 19 games/~868 mins), Brandon Gomez (64.5% in 13 games/~421 mins)

Milwaukee: William Banahene (67.2% in 22 games/~1,029 mins), Gerardo Perez (63.1% in 14 games/~413 mins)

Save Percentage (Playoffs)

Empire: Brandon Gomez (82.4% in 1 game/60 mins)

Milwaukee: William Banahene (69.2% in 1 game/~54 mins)

Total Saves (Regular Season)

Empire: Brian Orozco (155), Brandon Gomez (60)

Milwaukee: William Banahene (213), Gerardo Perez (65)

Total Saves (Playoffs)

Empire: Brandon Gomez (14)

Milwaukee: William Banahene (9)

Goals & Assists (Regular Season)

Empire: Brian Orozco (3 goals & 5 assists in 19 games/~868 mins), Brandon Gomez (1 goal & 2 assists in 13 games/~421 mins)

Milwaukee: Gerardo Perez (7 goals & 1 assist in 14 games/~413 mins), William Banahene (1 assist in 22 games/~1,029 mins)

Goals & Assists (Playoffs)

Empire: Brandon Gomez (1 assist in 1 game/60 mins)

Milwaukee: N/A

Points per Game (Regular Season)

Empire: Brian Orozco (0.42 in 19 games), Brandon Gomez (0.23 in 13 games)

Milwaukee: Gerardo Perez (0.57 in 14 games), William Banahene (0.05 in 22 games)

Points per Game (Playoffs)

Empire: Brandon Gomez (1.00 in 1 game)

Milwaukee: N/A

Minutes per Point (Regular Season)

Empire: Brian Orozco (~109), Brandon Gomez (~140)

Milwaukee: Gerardo Perez (~52), William Banahene (~1,029)

Minutes per Point (Playoffs)

Empire: Brandon Gomez (60)

Milwaukee: N/A



Series History

The Strykers' first-leg matchup with the Wave marked only the seventh ever meeting between the two teams. All six contests prior to the quarterfinal series had been part of regular season play, with Empire now leading the all-time head to head 5-2, which includes a 1-0 record in playoff encounters. None of the seven total meetings have been decided in overtime or a shootout.

Milwaukee defeated the Ontario Fury (today's Empire Strykers) in 2014-15, both MASL founding members' second campaign in the league, followed by a Fury victory in 2019-20. Having again downed the visiting Wave in 2024-25 (by a 10-7 final score), the Strykers then fell 3-1 away in the 2025-26 regular season series opener on December 31, followed by an 8-7 home win in mid-February. Empire subsequently beat Milwaukee 6-3 on two separate occasions. A road victory at Milwaukee in mid-March, which saw the Californians claim the regular season series 2-1, was followed by this past Thursday's home win by the same score in the quarterfinal opening leg.

Where We Stand

When the Strykers face host Milwaukee in the second leg of the two teams' MASL quarterfinal series, they will do so with the momentum of four straight wins, including an emphatic 6-3 opening-leg victory at Toyota Arena that was preceded by a dramatic 5-4 overtime nailbiter over visiting St. Louis. If team captain and Interim Head Coach Robert Palmer's men can prevail at UW-Milwaukee Panther Arena, they will move on to a semifinal clash with Baltimore. In the event of a loss to the Wave, a 15-minute mini game will determine which side advances to take on Baltimore in the semifinals.

In Milwaukee, Empire faces an opponent who narrowly missed out on a first-round bye, having placed third in a three-way photo finish for first, despite closing out the regular season with three straight home wins after a 6-3 loss to visiting Empire on March 15. In its most recent two matches, first-year Head Coach Marcio Leite's squad defeated visiting Utica 11-7 before their 6-3 loss away to the Strykers in both teams' playoff opener. The Wave, which continues its proud tradition of never having missed the playoffs in the MASL's 13-year history, lifted the championship trophy at the conclusion of the 2018-19 campaign.

Strykers Availability Report

Out: None

Doubtful: None

Questionable: None

Probable: Lucas Ramalho (upper leg)

Suspensions: None

Not traveling: Cyro Oliveira, Ant Powell, Tony De La Torre, Lucas Ramalho, Ali Somow

Match Preview

(from April 5, 2026)

Lawal, Empire "Hungry" for Away Leg at Milwaukee
Strykers forward-midfielder on going deep: "Why not now?"

Ontario, Calif. — When the Empire Strykers take on host Milwaukee Wave in the second leg of the two teams' Major Arena Soccer League (MASL) quarterfinal series on Monday, they will do so with the momentum of four straight wins, including an emphatic 6-3 opening-leg victory at Toyota Arena this past Thursday. If the Strykers can prevail in the hostile confines of UW-Milwaukee Panther Arena, they will move on to a semifinal clash with the Baltimore Blast. In the event of a loss to the Wave, a 15-minute mini game will determine which side advances.

Sixth-seeded Empire faces third-seeded Milwaukee this coming Monday, April 6, 2026, at 4:35 p.m PT. The English-language live video broadcast will reach U.S. and international audiences via MASL+, the MASL's YouTube channel, Unbeaten Channel, National Soccer Network (NSN) and SLVR, with several of the platforms making the action available on demand as well. The Spanish-language live video broadcast will air exclusively in Mexico via the FOX Sports lineup of channels.



The Strykers' opening-leg home win over the Wave in front of a boisterous crowd of 3,794 was powered by a comprehensive team performance and by standout displays from goalkeeper Brandon Gomez and backline anchor Robert "Berto" Palmer, who has been the club's Interim Head Coach since mid-March. While Gomez recorded 14 saves and an excellent save percentage of 82.4%, along with an assist, Palmer finished the match with a goal, two helpers and four blocked opposition shots.

The Southern Californians held a 2-0 edge at the end of the first period that they managed to maintain until just over two minutes from intermission, only to concede twice within 19 seconds and conclude the opening half level at two goals apiece. They went on to outscore their opposition 4-1 after the break.

Forward-midfielder Qudus Lawal made his sixth consecutive appearance for Empire in the match. The pro indoor and outdoor veteran laced up for the Wave in 2022-23 as well as last season.

"We're confident in what we're doing — the new style Berto is having us play," he said. "That's why we were on them from the start and got the first two goals. We executed our game plan and outplayed them in every area of the pitch. The goals they scored to tie it were unnecessary. We went away from our game plan and it hurt us."

Lawal continued, "Milwaukee is a transition team. To keep up with them, you have to throw the same transition game at them. Then it comes down to who is disciplined enough to track their man and fast enough to beat him. Once we went back to that, we came out of halftime fresh and flying."

Team captain and new Interim Head Coach Palmer has once again been a key contributor on both defense and offense. Prior to his exquisite showing in the opening-leg game against the Wave, the veteran not only finished the regular season third league-wide in blocks (45) but also topped his side in assists (14). When factoring in the knockout phase, he has collected 49 blocks in 23 games played, to go with 20 points and a 0.87 points-per-game average.

Second place in blocks on the Strykers during the regular season was claimed by MASL rookie Filipe Dutra (21). Like Palmer, netminder Brian Orozco was a key figure beyond his core responsibilities. In addition to sitting third in the league in goals-against average (5.06 in 18 games/~806 mins), the 24-year-old Orozco earned three netters and five assists for a remarkable 0.42 points per game. On average, he recorded one point for roughly every 109 minutes spent on the field.

Fellow 'keeper Gomez, who backstopped Empire to Thursday's victory over Milwaukee, boasted an even better goals-against average than Orozco during the regular season (4.71 in 13 games/~421 mins). However, he was ineligible for the MASL leaderboard because he logged too few minutes.

Strykers legend Justin Stinson not only topped the roster in points (27) and jointly with Mounir Alami in goals (15 each) but also ranked second in assists (12) and in points per game (1.13 in 24 games). First place in points per game was claimed by Alami (1.19 in 21 games), who was also second in points (25). Alan Perez tied for the league lead in short-handed goals (2), and his teammate Ant Powell tied for eighth in power play goals (2).

In Milwaukee, Empire faces an opponent who narrowly missed out on a first-round bye, having placed third in a three-way photo finish for first, despite closing out the regular season with three straight home wins after a 6-3 loss to the visiting Strykers on March 15. Prior to its 6-3 playoff loss to Robert Palmer's side 18 days later, first-year Head Coach Marcio Leite's men defeated visiting Utica City FC 11-7. By reaching the elimination stages, the Wave continues its proud tradition of never having missed the playoffs in the MASL's 13-year history. The club lifted the championship trophy at the conclusion of the 2018-19 campaign.

"From what I've seen in practice, I feel really good about this game," said Empire's Qudus Lawal in looking ahead to the upcoming return leg in Wisconsin. "It will be about grit, hard work, and about who wants it more. The way we get into their heads is by scoring first. That just helps us disrupt whatever plan they've got."

The Nigerian American added, "If I look at the Milwaukee team, they have veterans that can match up with our veterans, but our young guns are more athletic but also have experience. They play smart and can run for sixty minutes straight. If teams can't match that, they're in trouble."

The Wave's opening-leg matchup with the Strykers, who previously grabbed a dramatic 5-4 overtime win over visiting St. Louis, marked only the seventh ever meeting between the two teams. All six contests prior to the quarterfinal series had been part of regular season play, with Empire now leading the all-time head to head 5-2, which includes a 1-0 record in playoff encounters. None of the seven total meetings have been decided in overtime or a shootout.

Milwaukee defeated the Ontario Fury (today's Empire Strykers) in 2014-15, both MASL founding members' second campaign in the league, followed by a Fury victory in 2019-20. Having again downed the visiting Wave in 2024-25 (by a 10-7 final score), the Strykers then fell 3-1 away in the 2025-26 regular season series opener on December 31, followed by an 8-7 home win in mid-February. Empire's subsequent 6-3 road victory at Milwaukee in



mid-March, which saw the Californians claim the series 2-1, marked Robert Palmer's maiden match as player-coach. The Strykers then added Thursday's 6-3 playoff win over the Wave.

Milwaukee had by far the greatest attacking output in 2025-26 but also gave up the fourth-most goals of all eight MASL clubs. A quartet of Wave players wreaked havoc in opposition halves throughout the regular season, with Alex Sanchez, Mario Alvarez, Alex Steinwascher and Oscar Flores each putting up outstanding numbers.

While Sanchez led the league in goals (42) and finished runner-up in points (27) and points per game (2.04 in 24 games) as well as tied for eighth in assists (17), Alvarez ranked fourth in assists (21) as well as tied for fourth in points per game (1.83 in 23 games), for sixth in points (42), jointly with Steinwascher for eighth in goals (21), and jointly with Flores for ninth in power play goals (2). Midfielder Steinwascher also claimed eighth in points (40) and finished tied for fifth in assists (19) and for eighth in points per game (1.67 in 24 games), with Flores sitting fifth in goals (26).

Milwaukee received additional offensive contributions from Max Ferdinand, Ricardo Carvalho and Andre Hayne. While Ferdinand ranked tied for tenth in helpers (16), Carvalho was tied for eighth in points per game (1.67 in 12 games) and jointly with Hayne and others for fourth in power play goals (3).

Alex Steinwascher has been a major asset on both sides of the ball for the Wave, as his blocks total (33) saw him tied for fourth in the MASL. Shawn Azcueta had the second-most blocks (25) of all Milwaukee players.

Even the goalkeeper position has factored into the attack for Empire's next opponent. Up-and-comer Gerardo Perez bagged no fewer than seven goals during the regular season, along with one assist, making for a staggering points-per-game average of 0.57 (in 14 games/~413 mins). The 21-year-old boasted a point for roughly every 52 minutes spent on the turf.

"Obviously, their fans are going to be loud, but I feel that we're ready for that," offered Strykers forward-midfielder Lawal in concluding his remarks. "It's going to be feisty up there, so we have to match their energy from the get-go. I don't think we need to change much. We always have to adjust to our opponent a bit, but we're mostly focused on getting even better at our new style."

He continued, "I don't want to jinx it, but we're going in with confidence. I've been on both sides, and I can see how hungry our guys are. I'm a big fan of that. You don't want to wait to win. Next season is never guaranteed, so why not now?"

Most Recent Game

(from April 2, 2026)

Strykers Down Wave 6-3 in MASL Quarterfinal First Leg

Palmer, Gomez lead comprehensive team performance

Ontario, Calif. — The sixth-seed Empire Strykers took the lead in their home-and-away Major Arena Soccer League (MASL) quarterfinal series against the Milwaukee Wave on Thursday evening, defeating the visiting third seed 6-3 in front of 3,794 at Toyota Arena. The victory was powered by a comprehensive team performance and by standout displays from goalkeeper Brandon Gomez and backline anchor Robert Palmer, who is also the club's Interim Head Coach. While Gomez recorded 14 saves and an excellent save percentage of 82.4%, along with an assist, Palmer finished the match with a goal, two helpers and four blocked opposition shots.

The playoff series between the Strykers and Milwaukee now moves to Wisconsin for Monday's second leg. In the event of a Wave win, a 15-minute mini game will determine who advances to take on the Baltimore Blast in the semifinals.

Empire claimed an early edge when a through ball by Dayerson Graterol released Palmer one on one and the veteran calmly slotted underneath onrushing backstop William Banahene for 1-0. The home side then doubled its advantage late in the opening period. Having received the ball from 'keeper Gomez with his back toward the goal, forward Barbaro Shelier caught the opposition defense off guard by driving inside with his first touch and firing a low, left-footed effort inside the right post from range.

Milwaukee tallied twice to level the match in the closing stages of the second quarter. First, Ricardo Carvalho set up indoor legend Ian Bennett on a power play. Then, on a textbook counterattack, Alex Steinwascher was sprung down the right and centered perfectly to Cam Will for a simple finish from inside the area. The two teams entered halftime tied at 2-2.



The Strykers jumped back on top shortly after intermission, Justin Stinson bagging his team's third on a brilliant individual play. After collecting a pass by fellow attacker Mounir Alami, the technically gifted midfielder seemed to be moving away from goal on the left but suddenly changed directions and broke free courtesy of a slick move around Tanner Hodgson that left the MASL rookie frozen in place. Stinson took a few steps before driving a low shot inside the far post, leaving Banahene without a chance.

Just over a third of the way into the period, it would be 4-2 to Empire, as Palmer picked out Graterol on the left side of the box and the Venezuelan poked an unstoppable effort off the underside of the crossbar and into the net. The hosts subsequently had a golden opportunity to pull away. On a shot off the plexiglass, the ball fell right to Mexican star Marco Fabián, who stared at an unguarded net and hit his first-time attempt perfectly, only to see it scraped off the line by Correa.

Just as Empire seemed to have all the momentum, the Wave got back to within one in the most unlikely of ways. On an opposition power play, the visitors made it 4-3 via a breakaway, Javier Steinwascher picking out his brother Alex Steinwascher for the netter. The younger of the two siblings finished emphatically past onrushing netminder Gomez, recording his second short-handed goal of the campaign.

Early in the fourth period, the Strykers came within a hair's breadth of reestablishing their previous cushion. On a free kick from the top of the arc, Andy Reyes laid the ball off to Stinson, whose first-time hit smashed off the underside of the bar. The home side did make it 5-3 in the game's dramatic closing stages. With Milwaukee fielding attack-minded 'keeper Gerardo Perez, Empire took full advantage of the 21-year-old serving as a de facto sixth field player. After his team won possession, Palmer sent a shot off the left end boards, the rebound falling to Alan Perez for a finish into the unguarded goal.

The boisterous crowd at Toyota Arena had one more tally to celebrate, as Issak Somow pounced on a blocked Wave shot and carried the ball deep into opposition territory before slotting into the empty for 6-3.

Previous Game

(from March 29, 2026)

Strykers Make History, Edge Out St. Louis 5-4 in OT

Men's third straight win follows Empire women's 4-2 loss to San Diego

Ontario, Calif. — The Empire Strykers made history and closed out their Major Arena Soccer League (MASL) regular season with a third consecutive victory on Sunday evening. The Southern Californians recorded their fourth 5-4 overtime win of the campaign — this time over the visiting St. Louis Ambush — while setting a new all-time franchise attendance record as well as an MASL-wide record for all of 2025-26, with 7,861 filling the stands at Toyota Arena. Empire forward Barbaro Shelier and Ambush defender Robert Williamson each earned a goal and an assist in the game.

Prior to Interim Head Coach Robert Palmer's men edging out St. Louis, a Strykers women's team fell 4-2 to a San Diego Sockers women's team in leg two of an elite exhibition series. The Sockers women, who last week prevailed 5-1 in their home leg, hoisted the MASL SoCal Women's Arena Cup.

Nearly two thirds of the way into the first quarter of the men's match, Empire's Steven Chávez found himself one on one with Paulo Nascimento. Texas native Chávez did well to beat the Ambush backstop, but only to see his attempted finish come off the inside of the left post. It would be the visitors finding the net at the other end, Mehrshad Ahmadi converting with power from the penalty spot. The golden chance had been brought on by an arm to the head of Ozzy Santana by Strykers captain and player-coach Palmer.

The home side leveled the match early in the second period, as Barbaro Shelier laid the ball off to Polo Hernandez, whose hard, first-time drive from the right found the bottom far-side corner for 1-1. However, the Ambush jumped back out on top less than three minutes from the break. On a sloppy turnover, backline anchor Williamson took control of the ball and drove into the opposition half before poking an unstoppable effort inside the left upright.

Empire again leveled the match very early in the third quarter, Jorge DeLeon making it 2-2 by blasting home the rebound after a deflected shot by Andy Reyes. The two sides remained tied until less than two minutes from the end of the period, at which point St. Louis star William Eskay put the visitors back in the lead through a piece of individual brilliance. Positioned on the right, the midfielder took a ball by Williamson down with his chest and volleyed it inside the far-side left post from a difficult angle.



MASL
MAJOR ARENA SOCCER LEAGUE

The Strykers evened the score for a third time in the closing quarter. On a potential one on one, Abdul Mansaray was tripped up from behind by James Togbah, bringing about a shootout that was confidently converted by Justin Stinson for 3-3. The home crowd truly went into a frenzy when Barbaro Shelier gave Empire its first advantage of the encounter less than a minute later. Marco Fabián drove inside from the left and released a shot under pressure that seemed destined to miss wide right but was nodded home from the doorstep by his teammate, Shelier finally bagging his first goal for the Strykers since arriving from Utica in mid-February.

The drama kicked into high gear inside the final five minutes of regulation time, as the Ambush's Christian Briggs made it 4-4 to set up the golden goal period. Having been picked out by Daniel Torrealba, the Trinidad and Tobago native received the ball with his back to the goal and took a touch toward the left, followed by a quick turn and a thunderous shot that beat netminder Brian Orozco to his right.

Overtime lasted a mere 76 seconds. Kudus Lawal found himself with the ball in the left corner and smashed a clever helper off the end boards by near post, centering perfectly for Dayerson Graterol, who had little trouble tapping home from close range. The winner, which yielded the day's most boisterous celebration, sees Empire head into its quarterfinal matchup against Milwaukee with confidence and looking to extend its current win streak.



Final MASL Regular Season Standings

Rk	Team	GP	W	L	OT	Pts	RW	GF	GA	Diff	Home	Away	Streak
1	z - San Diego Sockers	24	16	6	2	44	10	149	121	+28	7 - 3 - 2	9 - 3 - 0	W 3
2	x - Baltimore Blast	24	14	7	3	43	12	164	141	+23	8 - 3 - 1	6 - 4 - 2	W 1
3	x - Milwaukee Wave	24	15	7	2	43	11	180	144	+36	9 - 3 - 0	6 - 4 - 2	W 3
4	x - St. Louis Ambush	24	13	5	6	42	10	134	117	+17	7 - 3 - 2	6 - 2 - 4	OTL 1
5	x - Kansas City Comets	24	12	6	6	40	10	160	150	+10	6 - 2 - 4	6 - 4 - 2	OTL 2
6	x - Empire Strykers	24	12	11	1	33	8	121	115	+6	6 - 5 - 1	6 - 6 - 0	W 3
7	o - Tacoma Stars	24	9	14	1	26	7	118	174	-56	8 - 4 - 0	1 - 10 - 1	L 4
8	o - Utica City FC	24	5	15	4	17	3	124	188	-64	3 - 6 - 3	2 - 9 - 1	L 4

POINTS > REGULATION WINS > WINS > HEAD TO HEAD (OLD) > GOAL DIFFERENTIAL > GOALS FOR > GOALS AGAINST

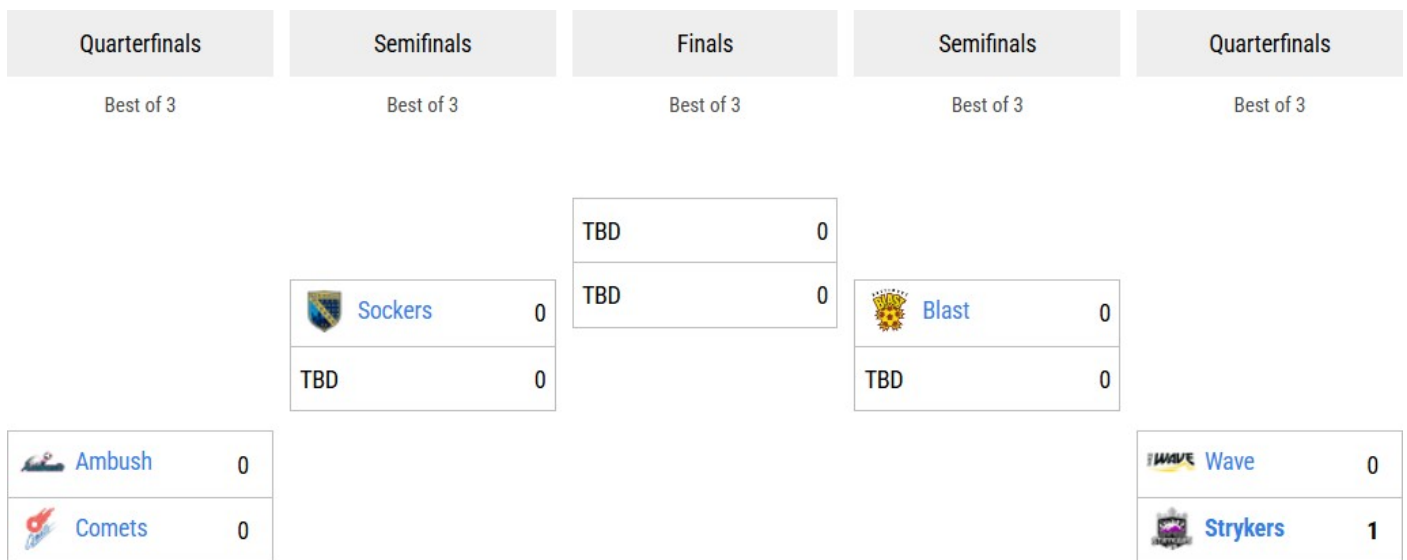
z - Clinched division / No. 1 in league

x - Clinched playoff spot

o - Eliminated from playoffs

Teams get 3 points for a Regulation Win, 2 points for an overtime/shootout Win, 1 point for an overtime/shootout loss.

MASL Playoff Bracket





2025-26 Empire Strykers Roster

Numerical

Name	Position	#	Date of birth	Height	Citizenship
Brandon Gomez	Goalkeeper	0	February 13, 1996	5'10"	U.S.
Brian Orozco	Goalkeeper	1	October 15, 2001	5'10"	U.S. & Guatemala
Qudus Lawal	Forward	3	September 4, 1995	5'10"	Nigeria & U.S.
Mounir Alami	Forward	5	July 16, 1999	5'11"	Morocco
Cyro Oliveira	Midfielder-Defender	6	August 10, 1998	5'11"	Brazil
Jorge DeLeon	Midfielder	7	December 3, 1992	5'10"	U.S.
Leopoldo "Polo" Hernandez	Midfielder-Defender	8	June 16, 1999	6'0"	Mexico
Ant Powell	Forward	9	July 15, 1996	6'0"	U.S.
Justin Stinson	Midfielder	10	May 29, 1997	5'10"	U.S.
Barbaro Shelier	Forward	11	December 4, 1997	6'4"	Cuba
Dayerson Graterol	Midfielder	14	May 3, 2003	5'11"	Venezuela
Ben Suddeth	Defender	16	February 18, 2002	5'8"	U.S.
Walter Díaz González	Forward-Defender	18	March 18, 1996	6'2"	Cuba
Alan Perez	Defender-Midfielder	20	March 31, 1999	5'11"	U.S.
Andy Reyes	Midfielder-Defender	21	June 25, 1992	5'4"	U.S. & Mexico
Issak Somow	Midfielder-Defender	24	November 23, 1997	6'1"	Kenya & U.S.
Abdul Mansaray	Forward	28	November 20, 1996	6'0"	U.S. & England
Zahkar Shkidchenko	Forward	30	November 25, 2000	5'10"	Ukraine
Steven Chávez	Midfielder	31	October 2, 1996	5'7"	U.S.
Marco Fabián	Midfielder	33	July 21, 1989	5'7"	Mexico
Filipe Dutra	Defender	44	September 30, 1998	6'4"	Brazil
Antonio De La Torre	Midfielder-Defender	47	November 21, 1998	6'4"	U.S.
Robert "Berto" Palmer	Defender	51	January 15, 1989	5'10"	Jamaica
Lucas Ramalho	Midfielder	70	June 20, 2001	5'11"	Brazil & U.S.
Ali Somow	Midfielder	99	June 23, 2002	5'10"	U.S.

Technical Staff

Robert "Berto" Palmer	Interim Head Coach
Jesus "Chuy" Molina	Assistant & Goalkeeper Coach
Quenton Swift	Performance Coach
Daissy Zapiain	Head Athletic Trainer
Myo Set	Operations Support Manager
Jason Smith	Head Physical Therapist
Dr. Asghar Husain	Team Doctor
Dr. Kevin Parkes	Team Physician

Alphabetical

Name	Position	#	Date of birth	Height	Citizenship
Mounir Alami	Forward	5	July 16, 1999	5'11"	Morocco
Steven Chávez	Midfielder	31	October 2, 1996	5'7"	U.S.
Antonio De La Torre	Midfielder-Defender	47	November 21, 1998	6'4"	U.S.
Jorge DeLeon	Midfielder	7	December 3, 1992	5'10"	U.S.



MASL
MAJOR ARENA SOCCER LEAGUE

Walter Díaz González	Forward-Defender	18	March 18, 1996	6'2"	Cuba
Filipe Dutra	Defender	44	September 30, 1998	6'4"	Brazil
Dayerson Graterol	Midfielder	14	May 3, 2003	5'11"	Venezuela
Marco Fabián	Midfielder	33	July 21, 1989	5'7"	Mexico
Brandon Gomez	Goalkeeper	0	February 13, 1996	5'10"	U.S.
Leopoldo "Polo" Hernandez	Midfielder-Defender	8	June 16, 1999	6'0"	Mexico
Qudus Lawal	Forward	3	September 4, 1995	5'10"	Nigeria & U.S.
Abdul Mansaray	Forward	28	November 20, 1996	6'0"	U.S. & England
Cyro Oliveira	Midfielder-Defender	6	August 10, 1998	5'11"	Brazil
Brian Orozco	Goalkeeper	1	October 15, 2001	5'10"	U.S. & Guatemala
Robert "Berto" Palmer	Defender	51	January 15, 1989	5'10"	Jamaica
Alan Perez	Defender-Midfielder	20	March 31, 1999	5'11"	U.S.
Ant Powell	Forward	9	July 15, 1996	6'0"	U.S.
Lucas Ramalho	Midfielder	70	June 20, 2001	5'11"	Brazil & U.S.
Andy Reyes	Midfielder-Defender	21	June 25, 1992	5'4"	U.S. & Mexico
Barbaro Shelier	Forward	11	December 4, 1997	6'4"	Cuba
Zahkar Shkidchenko	Forward	30	November 25, 2000	5'10"	Ukraine
Ali Somow	Midfielder	99	June 23, 2002	5'10"	U.S.
Issak Somow	Midfielder-Defender	24	November 23, 1997	6'1"	Kenya & U.S.
Justin Stinson	Midfielder	10	May 29, 1997	5'10"	U.S.
Ben Suddeth	Defender	16	February 18, 2002	5'8"	U.S.

Positional

Name	Position	#	Date of birth	Height	Citizenship
Brandon Gomez	Goalkeeper	0	February 13, 1996	5'10"	U.S.
Brian Orozco	Goalkeeper	1	October 15, 2001	5'10"	U.S. & Guatemala
Ben Suddeth	Defender	16	February 18, 2002	5'8"	U.S.
Filipe Dutra	Defender	44	September 30, 1998	6'4"	Brazil
Robert "Berto" Palmer	Defender	51	January 15, 1989	5'10"	Jamaica
Alan Perez	Defender-Midfielder	20	March 31, 1999	5'11"	U.S.
Jorge DeLeon	Midfielder	7	December 3, 1992	5'10"	U.S.
Justin Stinson	Midfielder	10	May 29, 1997	5'10"	U.S.
Dayerson Graterol	Midfielder	14	May 3, 2003	5'11"	Venezuela
Steven Chávez	Midfielder	31	October 2, 1996	5'7"	U.S.
Marco Fabián	Midfielder	33	July 21, 1989	5'7"	Mexico
Lucas Ramalho	Midfielder	70	June 20, 2001	5'11"	Brazil & U.S.
Ali Somow	Midfielder	99	June 23, 2002	5'10"	U.S.
Cyro Oliveira	Midfielder-Defender	6	August 10, 1998	5'11"	Brazil
Leopoldo "Polo" Hernandez	Midfielder-Defender	8	June 16, 1999	6'0"	Mexico
Andy Reyes	Midfielder-Defender	21	June 25, 1992	5'4"	U.S. & Mexico
Issak Somow	Midfielder-Defender	24	November 23, 1997	6'1"	Kenya & U.S.
Antonio De La Torre	Midfielder-Defender	47	November 21, 1998	6'4"	U.S.
Qudus Lawal	Forward	3	September 4, 1995	5'10"	Nigeria & U.S.
Mounir Alami	Forward	5	July 16, 1999	5'11"	Morocco
Ant Powell	Forward	9	July 15, 1996	6'0"	U.S.
Barbaro Shelier	Forward	11	December 4, 1997	6'4"	Cuba
Zahkar Shkidchenko	Forward	30	November 25, 2000	5'10"	Ukraine
Abdul Mansaray	Forward	28	November 20, 1996	6'0"	U.S. & England
Walter Díaz González	Forward-Defender	18	March 18, 1996	6'2"	Cuba



Pronunciation Guide

Mounir Alami Moo-NEER ah-LAH-mee	Steven Chávez STEE-vin CHAH-vez	Antonio De La Torre an-TOH-nee-oh deh lah TOH-reh
Jorge DeLeon JORJ deh-lay-OWN	Filipe Dutra fee-LEE-pay DOO-tra	Walter Díaz Gonzalez WAHL-ter DEE-ahs gon-ZAH-les
Dayerson Graterol DYE-er-suhn gra-te-ROHL	Marco Fabián MAHR-koh fah-bee-AHN	Brandon Gomez BRAN-dun GOH-mez
Leopoldo "Polo" Hernandez leh-oh-POHL-do POH-lo her-NAN-dez	Qudus Lawal KOO-doos lah-WAHL (second vowel in <i>Qudus</i> like <i>book</i> , not <i>goose</i>)	Abdul Mansaray ab-DOOL man-sa-RAY
Cyro Oliveira SEE-roh oh-lee-VEH-rah	Brian Orozco BRY-uhn oh-ROHZ-koh	Robert "Berto" Palmer ROH-bert BER-to PAHL-mer
Alan Perez AL-uhn peh-REZ	Ant Powell ANT POW-uhl	Lucas Ramalho LOO-cas ra-MAH-lo
Andy Reyes AN-dee RAY-es	Barbaro Shelier BAR-bah-roh sheh-lee-EHR	Zahkar Shkidchenko ZAH-kar shkid-CHEN-koh
Ali Somow AH-lee SOH-moh	Issak Somow EE-sahk SOH-moh	Justin Stinson JUH-stin STIN-suhn
Ben Suddeth BEN SUDD-eth		



Empire Team Stats

Field player abbreviations

Pos = Position; GP = Games Played; G = Goals; A = Assists; Pts = Points; PPGA = Points-per-Game Average; PIM = Penalty Minutes; GWG = Game-Winning Goals; S% = Scoring %; ShBl = Shots Blocked; PPG = Power Play Goals; SHG = Short-Handed Goals; Sh = Shots; F = Fouls; Blk = Blocked Opposition Shots; BC = Blue Cards; YC = Yellow Cards; RC = Red Cards

Goalkeeper abbreviations

GP = Games Played; GS = Games Started; W = Wins; L = Losses; OTL = Overtime Losses; SA = Shots Against; GA = Goals Against; GAA = Goals-Against Average; Sv = Saves; Sv% = Save %; SO = Shutouts; MP = Minutes Played; PIM = Penalty Minutes; G = Goals; A = Assists; BC = Blue Cards; YC = Yellow Cards

Regular Season

STREAK GOALS FOR AVERAGE GOAL DIFFERENTIAL POWER PLAY % PENALTY KILL %
3w **5.0** **+6** **20%** **82%**

PLAYER STATS - REGULAR SEASON

#	Name	Pos	GP	G	A	Pts	PPGA	PIM	GWG	S%	SB	PPG	SHG	Sh	F	BS	BC	YC	RC
10	Justin Stinson	M	24	15	12	27	1.1	4	2	.134	46	0	0	112	36	8	2	0	0
5	Mounir Alami	F	21	15	10	25	1.2	0	2	.283	7	0	0	53	30	8	3	0	0
20	Alan Perez	M/D	21	13	8	21	1.0	0	2	.342	16	0	2	38	7	16	0	0	0
11	Barbaro Shelier	F	22	12	8	20	0.9	0	0	.261	10	1	0	46	31	6	0	0	0
51	Robert Palmer	D	22	3	14	17	0.8	6	0	.167	7	1	0	18	30	45	3	0	0
33	Marco Fabián	M	15	10	5	15	1.0	2	1	.137	25	1	0	73	11	2	1	0	0
18	Walter Díaz González	F	14	8	5	13	0.9	2	1	.178	15	0	0	45	17	2	2	0	0
31	Steven Chavez	M	21	7	6	13	0.6	2	1	.333	5	0	0	21	18	6	1	1	0
99	Ali Somow	M	18	6	7	13	0.7	4	0	.194	14	0	0	31	23	1	3	0	0
28	Abdul Mansaray	F	14	7	4	11	0.8	0	1	.200	4	0	0	35	17	7	0	0	0
8	Leopoldo "Polo" Hernandez	M	23	5	6	11	0.5	11	0	.385	0	0	0	13	13	17	3	1	0
9	Anthony Powell	F	15	6	4	10	0.7	0	0	.273	8	2	0	22	7	1	2	0	0
24	Issak Somow	F	15	4	3	7	0.5	6	0	.267	5	0	0	15	23	5	3	0	1
14	Dayerson Graterol	M	16	4	1	5	0.3	0	1	.235	6	0	0	17	15	2	1	0	0
47	Antonio De La Torre	M	10	2	2	4	0.4	6	0	.222	5	0	0	9	12	3	3	0	0
70	Lucas Ramalho	F/M	10	2	2	4	0.4	2	1	.200	2	0	0	10	7	2	1	0	0
30	Zakhar Shkidchenko	M	5	3	0	3	0.6	0	0	.375	2	1	0	8	2	0	0	0	0



7	Jorge DeLeon	M	11	3	0	3	0.3	0	0	.143	9	0	0	21	3	4	0	0	0
3	Qudus Lawal	F/M	11	2	0	2	0.2	0	0	.250	1	0	0	8	15	3	0	0	0
21	Andy Reyes	D	12	0	2	2	0.2	0	0	.000	0	0	0	1	15	1	0	0	0
44	Filipe Dutra	D	14	1	0	1	0.1	7	0	.500	0	0	0	2	15	21	1	1	0
6	Cyro Oliveira	M	6	0	0	0	0.0	0	0	.000	0	0	0	1	7	0	0	0	0
16	Ben Suddeth	D	9	0	0	0	0.0	0	0	.000	1	0	0	2	12	11	0	0	0

GOALKEEPER STATS - REGULAR SEASON

#	Name	GP	GS	W	L	OTL	SA	GA	GAA	Sv	Sv%	SO	MP	PIM	G	A	BC	YC
0	Brandon Gomez	13	7	4	3	0	93	33	4.71	60	.645	0	420:44	0	1	2	0	0
1	Brian Orozco	19	13	7	7	1	222	72	4.98	155	.698	0	867:45	4	3	5	2	0

Playoffs

STREAK GOALS FOR AVERAGE GOAL DIFFERENTIAL POWER PLAY % PENALTY KILL %
1w **6.0** **+3** **0%** **50%**

PLAYER STATS - PLAYOFFS

#	Name	Pos	GP	G	A	Pts	PPGA	PIM	GWG	S%	SB	PPG	SHG	Sh	F	BS	BC	YC	RC
51	Robert Palmer	D	1	1	2	3	3.0	0	0	.500	0	0	0	2	1	4	0	0	0
14	Dayerson Graterol	M	1	1	1	2	2.0	0	1	.333	2	0	0	3	0	0	1	0	0
20	Alan Perez	M/D	1	1	0	1	1.0	0	0	.500	0	0	0	2	0	1	0	0	0
11	Barbaro Shelier	F	1	1	0	1	1.0	0	0	.500	1	0	0	2	2	0	0	0	0
24	Issak Somow	F	1	1	0	1	1.0	0	0	.500	0	0	0	2	0	0	0	0	0
10	Justin Stinson	M	1	1	0	1	1.0	0	0	.333	2	0	0	3	2	0	0	0	0
5	Mounir Alami	F	1	0	1	1	1.0	0	0	.000	0	0	0	0	1	1	0	0	0
28	Abdul Mansaray	F	0	0	0	0	0.0	0	0	.000	0	0	0	0	0	0	0	0	0
99	Ali Somow	M	0	0	0	0	0.0	0	0	.000	0	0	0	0	0	0	0	0	0
9	Anthony Powell	F	0	0	0	0	0.0	0	0	.000	0	0	0	0	0	0	0	0	0
47	Antonio De La Torre	M	0	0	0	0	0.0	0	0	.000	0	0	0	0	0	0	0	0	0



16	Ben Suddeth	D	0	0	0	0	0.0	0	0	.000	0	0	0	0	0	0	0	0
6	Cyro Oliveira	M	0	0	0	0	0.0	0	0	.000	0	0	0	0	0	0	0	0
70	Lucas Ramalho	F/M	0	0	0	0	0.0	0	0	.000	0	0	0	0	0	0	0	0
18	Walter Diaz González	F	0	0	0	0	0.0	0	0	.000	0	0	0	0	0	0	0	0
30	Zakhar Shkidchenko	M	0	0	0	0	0.0	0	0	.000	0	0	0	0	0	0	0	0
21	Andy Reyes	D	1	0	0	0	0.0	0	0	.000	0	0	0	1	0	0	0	0
44	Filipe Dutra	D	1	0	0	0	0.0	0	0	.000	0	0	0	0	0	3	0	0
7	Jorge DeLeon	M	1	0	0	0	0.0	0	0	.000	2	0	0	4	2	0	0	0
8	Leopoldo "Polo" Hernandez	M	1	0	0	0	0.0	0	0	.000	0	0	0	0	2	2	0	0
33	Marco Fabián	M	1	0	0	0	0.0	7	0	.000	3	0	0	6	1	0	1	1
3	Qudus Lawal	F/M	1	0	0	0	0.0	0	0	.000	0	0	0	0	2	0	0	0
31	Steven Chavez	M	1	0	0	0	0.0	0	0	.000	0	0	0	0	1	1	0	0

GOALKEEPER STATS - PLAYOFFS

#	Name	GP	GS	W	L	OTL	SA	GA	GAA	Sv	Sv%	SO	MP	PIM	G	A	BC	YC
1	Brian Orozco	0	0	0	0	0	0	0	0.00	0	.000	0	00:00	0	0	0	0	0
0	Brandon Gomez	1	1	1	0	0	17	3	3.00	14	.824	0	60:00	0	0	1	0	0



Milwaukee Team Stats

Field player abbreviations

Pos = Position; GP = Games Played; G = Goals; A = Assists; Pts = Points; PPGA = Points-per-Game Average; PIM = Penalty Minutes; GWG = Game-Winning Goals; S% = Scoring %; ShBl = Shots Blocked; PPG = Power Play Goals; SHG = Short-Handed Goals; Sh = Shots; F = Fouls; Blk = Blocked Opposition Shots; BC = Blue Cards; YC = Yellow Cards; RC = Red Cards

Goalkeeper abbreviations

GP = Games Played; GS = Games Started; W = Wins; L = Losses; OTL = Overtime Losses; SA = Shots Against; GA = Goals Against; GAA = Goals-Against Average; Sv = Saves; Sv% = Save %; SO = Shutouts; MP = Minutes Played; PIM = Penalty Minutes; G = Goals; A = Assists; BC = Blue Cards; YC = Yellow Cards

Regular Season

STREAK GOALS FOR AVERAGE GOAL DIFFERENTIAL POWER PLAY % PENALTY KILL %
3W **7.5** **+36** **42%** **72%**

PLAYER STATS - REGULAR SEASON

#	Name	Pos	GP	G	A	Pts	PPGA	PIM	GWG	S%	SB	PPG	SHG	Sh	F	BS	BC	YC	RC
80	Alex Sanchez	M	24	32	17	49	2.0	6	2	.213	56	1	0	150	20	2	3	0	0
10	Mario Alvarez	D	23	21	21	42	1.8	9	2	.247	34	2	0	85	14	16	2	1	0
44	Alex Steinwascher	M	24	21	19	40	1.7	0	2	.457	7	0	1	46	20	25	0	0	0
16	Oscar Flores	F	23	26	10	36	1.6	10	1	.329	15	2	0	79	24	8	6	0	0
99	Andre Hayne	F	19	10	13	23	1.2	4	0	.294	6	3	0	34	23	7	3	0	0
24	Max Ferdinand	F	20	6	16	22	1.1	0	1	.240	7	0	0	25	23	10	1	0	0
7	Ricardo Carvalho	F	12	12	8	20	1.7	2	1	.286	17	3	0	42	12	4	1	0	0
23	Max Ludwig	M	20	7	7	14	0.7	2	1	.292	7	0	0	24	20	5	2	0	0
26	Ian Bennett	F	11	10	3	13	1.2	0	0	.270	12	0	0	37	5	2	0	0	0
15	Cesar Correa	M	22	4	6	10	0.5	8	1	.190	8	0	0	21	36	21	4	0	0
6	Shawn Azcueta	M	22	5	4	9	0.4	5	1	.263	6	0	0	19	21	33	0	1	0
22	Richard Rabold	M	5	4	3	7	1.4	0	1	.400	2	0	0	10	3	0	0	0	0
97	Javier Steinwascher	M	19	5	0	5	0.3	7	1	.185	11	0	0	27	21	17	1	1	0
9	Derek Huffman	F	12	2	3	5	0.4	2	0	.167	3	0	0	12	16	4	0	0	1
12	Stuart Grable	D	13	2	2	4	0.3	0	1	.500	1	0	0	4	6	8	0	0	0
76	Tanner Hodgson	M	11	1	3	4	0.4	2	0	.500	1	0	0	2	14	6	1	0	0
18	Mike Da-Silva	F	13	2	1	3	0.2	2	0	.286	0	0	0	7	19	11	2	0	0



18	Mike Da-Silva	F	13	2	1	3	0.2	2	0	.286	0	0	0	7	19	11	2	0	0
00	Cam Will	M	6	1	2	3	0.5	2	0	.111	1	0	0	9	2	2	1	0	0
29	Lucas Nesthus	F	3	1	1	2	0.7	0	0	.500	0	0	0	2	1	0	0	0	0
20	Tony Walls	D	14	0	1	1	0.1	11	0	.000	4	0	0	9	17	10	3	1	0
25	Grant Michaels	D	3	0	0	0	0.0	0	0	.000	0	0	0	0	0	0	0	0	0
88	Kyle Crain	F	6	0	0	0	0.0	0	0	.000	0	0	0	1	1	0	2	0	0

INACTIVE PLAYER STATS - REGULAR SEASON

#	Name	Pos	GP	G	A	Pts	PPGA	PIM	GWG	S%	SB	PPG	SHG	Sh	F	BS	BC	YC	RC
78	Nestor Dominguez	2F	4	1	0	1	0.3	0	0	1.000	0	0	0	1	2	0	0	0	0
8	Breno Oliveira	D	0	0	0	0	0.0	0	0	.000	0	0	0	0	0	0	0	0	0
55	Tyler Howard	D	0	0	0	0	0.0	0	0	.000	0	0	0	0	0	0	0	0	0
40	Troy Morrison	D	1	0	0	0	0.0	0	0	.000	0	0	0	0	2	0	0	0	0
14	Mike Howell	D	6	0	0	0	0.0	0	0	.000	0	0	0	1	1	3	0	0	0

GOALKEEPER STATS - REGULAR SEASON

#	Name	GP	GS	W	L	OTL	SA	GA	GAA	Sv	Sv%	SO	MP	PIM	G	A	BC	YC
32	Augie Rey	0	0	0	0	0	0	0	0.00	0	.000	0	00:00	0	0	0	0	0
1	Gabriel Greenfield	0	0	0	0	0	0	0	0.00	0	.000	0	00:00	0	0	0	0	0
30	Gerardo Perez	14	4	3	2	1	103	38	5.52	65	.631	0	413:13	0	7	1	0	0
33	William Banahene	22	20	12	5	1	317	106	6.18	213	.672	0	1028:56	2	0	1	1	0

INACTIVE GOALKEEPER STATS - REGULAR SEASON

#	Name	GP	GS	W	L	OTL	SA	GA	GAA	Sv	Sv%	SO	MP	PIM	G	A	BC	YC
31	Travis Schmid	0	0	0	0	0	0	0	0.00	0	.000	0	00:00	0	0	0	0	0



Playoffs

STREAK **GOALS FOR AVERAGE** **GOAL DIFFERENTIAL** **POWER PLAY %** **PENALTY KILL %**
1L **3.0** **-3** **50%** **100%**

PLAYER STATS - PLAYOFFS

#	Name	Pos	GP	G	A	Pts	PPGA	PIM	GWG	S%	SB	PPG	SHG	Sh	F	BS	BC	YC	RC
44	Alex Steinwascher	M	1	1	1	2	2.0	0	0	.500	0	0	1	2	1	1	0	0	0
00	Cam Will	M	1	1	0	1	1.0	0	0	.500	0	0	0	2	0	0	0	0	0
26	Ian Bennett	F	1	1	0	1	1.0	0	0	.333	1	1	0	3	1	0	0	0	0
97	Javier Steinwascher	M	1	0	1	1	1.0	0	0	.000	0	0	0	0	0	1	0	0	0
7	Ricardo Carvalho	F	1	0	1	1	1.0	2	0	.000	1	0	0	2	0	1	1	0	0
99	Andre Hayne	F	0	0	0	0	0.0	0	0	.000	0	0	0	0	0	0	0	0	0
9	Derek Huffman	F	0	0	0	0	0.0	0	0	.000	0	0	0	0	0	0	0	0	0
25	Grant Michaels	D	0	0	0	0	0.0	0	0	.000	0	0	0	0	0	0	0	0	0
88	Kyle Crain	F	0	0	0	0	0.0	0	0	.000	0	0	0	0	0	0	0	0	0
29	Lucas Nesthus	F	0	0	0	0	0.0	0	0	.000	0	0	0	0	0	0	0	0	0
23	Max Ludwig	M	0	0	0	0	0.0	0	0	.000	0	0	0	0	0	0	0	0	0
18	Mike Da-Silva	F	0	0	0	0	0.0	0	0	.000	0	0	0	0	0	0	0	0	0
20	Tony Walls	D	0	0	0	0	0.0	0	0	.000	0	0	0	0	0	0	0	0	0
80	Alex Sanchez	M	1	0	0	0	0.0	0	0	.000	0	0	0	2	1	0	0	0	0
15	Cesar Correa	M	1	0	0	0	0.0	0	0	.000	0	0	0	0	0	3	0	0	0
10	Mario Alvarez	D	1	0	0	0	0.0	0	0	.000	5	0	0	6	1	0	0	0	0
24	Max Ferdinand	F	1	0	0	0	0.0	0	0	.000	2	0	0	4	1	1	0	0	0
16	Oscar Flores	F	1	0	0	0	0.0	0	0	.000	1	0	0	3	1	2	0	0	0
22	Richard Rabold	M	1	0	0	0	0.0	0	0	.000	0	0	0	2	2	0	0	0	0
6	Shawn Azcueta	M	1	0	0	0	0.0	0	0	.000	0	0	0	1	3	0	0	0	0
12	Stuart Grable	D	1	0	0	0	0.0	0	0	.000	0	0	0	0	0	0	0	0	0
76	Tanner Hodgson	M	1	0	0	0	0.0	0	0	.000	0	0	0	0	2	1	0	0	0



INACTIVE PLAYER STATS - PLAYOFFS

#	Name	Pos	GP	G	A	Pts	PPGA	PIM	GWG	S%	SB	PPG	SHG	Sh	F	BS	BC	YC	RC
8	Breno Oliveira	D	0	0	0	0	0.0	0	0	.000	0	0	0	0	0	0	0	0	0
14	Mike Howell	D	0	0	0	0	0.0	0	0	.000	0	0	0	0	0	0	0	0	0
78	Nestor Dominguez	2F	0	0	0	0	0.0	0	0	.000	0	0	0	0	0	0	0	0	0
40	Troy Morrison	D	0	0	0	0	0.0	0	0	.000	0	0	0	0	0	0	0	0	0
55	Tyler Howard	D	0	0	0	0	0.0	0	0	.000	0	0	0	0	0	0	0	0	0

GOALKEEPER STATS - PLAYOFFS

#	Name	GP	GS	W	L	OTL	SA	GA	GAA	Sv	Sv%	SO	MP	PIM	G	A	BC	YC
32	Augie Rey	0	0	0	0	0	0	0	0.00	0	.000	0	00:00	0	0	0	0	0
1	Gabriel Greenfield	0	0	0	0	0	0	0	0.00	0	.000	0	00:00	0	0	0	0	0
33	William Banahene	1	1	0	1	0	13	4	4.41	9	.692	0	54:24	0	0	0	0	0
30	Gerardo Perez	1	0	0	0	0	2	2	21.43	0	.000	0	05:36	0	0	0	0	0


INACTIVE GOALKEEPER STATS - PLAYOFFS

#	Name	GP	GS	W	L	OTL	SA	GA	GAA	Sv	Sv%	SO	MP	PIM	G	A	BC	YC
31	Travis Schmid	0	0	0	0	0	0	0	0.00	0	.000	0	00:00	0	0	0	0	0



MASL Leaders (Regular Season)

Points



52 POINTS

Rian Marques

#26 FORWARD

Kansas City Comets

#80	Alex Sanchez		49
#22	Juan Pereira		47
#33	Sergio Pinal		43
#8	Zach Reget		43
#23	Jonatas Melo		42
#10	Mario Alvarez		42
#44	Alex Steinwascher		40
#19	Daniel Torrealba		36
#77	Nick Perera		36

Goals



32 GOALS

Alex Sanchez

#80 MIDFIELDER

Milwaukee Wave

#22	Juan Pereira		29
#26	Rian Marques		29
#8	Zach Reget		27
#16	Oscar Flores		26
#19	Daniel Torrealba		23
#23	Jonatas Melo		23
#44	Alex Steinwascher		21
#10	Mario Alvarez		21
#33	Sergio Pinal		21

Assists



23 ASSISTS

Oumar Sylla

#2 DEFENDER

Baltimore Blast

#26	Rian Marques		23
#33	Sergio Pinal		22
#10	Mario Alvarez		21
#44	Alex Steinwascher		19
#23	Jonatas Melo		19
#22	Juan Pereira		18
#80	Alex Sanchez		17
#77	Nick Perera		17
#11	Leonardo De Oliveira		16

Points per game



2.5 PPGA

Rian Marques

#26 FORWARD

Kansas City Comets

#80	Alex Sanchez		2.0
#22	Juan Pereira		2.0
#23	Jonatas Melo		1.8
#10	Mario Alvarez		1.8
#33	Sergio Pinal		1.8
#8	Zach Reget		1.8
#44	Alex Steinwascher		1.7
#21	Charlie Gonzalez		1.7
#7	Ricardo Carvalho		1.7

Power Play Goals



6 PPG

Ignacio Flores

#23 DEFENDER

Kansas City Comets

#23	Jonatas Melo		5
#8	Zach Reget		4
#99	Andre Hayne		3
#4	Chad Poarch		3
#9	Eddie Na		3
#22	Juan Pereira		3
#7	Ricardo Carvalho		3
#9	Anthony Powell		2
#7	Dominic Francis		2

Short Handed Goals



2 SHG

Alan Perez

#20 MIDFIELDER/DEFENDER

Empire Strykers

#26	Rian Marques		2
#44	Alex Steinwascher		1
#7	Geo Alves		1
#17	Jamie Thomas		1
#93	Jeff Michaud		1
#8	Jose Tavares		1
#5	Kyle Rivers		1
#13	Sebastian Mendez		1
#33	Sergio Pinal		1



Game Winning Goals



3 GWG
Chad Poarch
#4 DEFENDER
Baltimore Blast

#31	Christian Anderaos		3
#19	Daniel Torrealba		3
#23	Jonatas Melo		3
#37	Kraig Chiles		3
#20	Alan Perez		2
#80	Alex Sanchez		2
#44	Alex Steinwascher		2
#23	Ignacio Flores		2
#19	Jairo Guevara		2

Penalty Minutes



24 PENALTY MINUTES
Drew Ruggles
#8 DEFENDER
San Diego Sockers

#6	Guerrero Pino		22
#29	Cesar Cerda		20
#26	Rian Marques		18
#13	Sebastian Mendez		17
#21	Charlie Gonzalez		16
#24	Khai Brisco		16
#23	Jonatas Melo		11
#8	Leopoldo "Polo" Hernandez		11
#11	Lesia Thetsane		11

Blocked Shots



67 BLOCKED SHOTS
Chad Vandegriffe
#4 DEFENDER
Kansas City Comets

#5	Robert Williamson		49
#51	Robert Palmer		45
#6	Shawn Azcueta		33
#16	Thayssan Santos		33
#22	Juan Pereira		32
#11	Lesia Thetsane		32
#6	Guerrero Pino		31
#91	DeBray Hollimon		29
#8	Jose Tavares		28

Fouls



54 FOULS
Jose Tavares
#8 DEFENDER
Utica City FC









#31	Ke Vaughn Frater		46
#30	Juan Alava		44
#15	Cesar Correa		36
#10	Justin Stinson		36
#29	Michael Lenis		35
#23	Ignacio Flores		33
#19	Jairo Guevara		33
#6	Guerrero Pino		32
#5	Kyle Rivers		32



GOALKEEPER

Goals Against Average

 **3.70** GAA
Chris Toth
#1 GOALKEEPER
San Diego Sockers

#17	Paulo Nascimento		4.53
#1	Brian Orozco		4.98
#28	Julian Rodriguez		5.47
#27	Boris Pardo		5.62
#25	Brian Wilkin		6.09
#33	William Banahene		6.18
#99	Phillip Ejimadu		6.29
#00	Luis Birrueta		6.57

Save Percentage

 **.769** SAVE %
Chris Toth
#1 GOALKEEPER
San Diego Sockers

#17	Paulo Nascimento		.723
#27	Boris Pardo		.707
#28	Julian Rodriguez		.701
#1	Brian Orozco		.698
#33	William Banahene		.672
#99	Phillip Ejimadu		.663
#25	Brian Wilkin		.660
#00	Luis Birrueta		.650









Wins

 **13** WINS
Julian Rodriguez
#28 GOALKEEPER
Baltimore Blast

#33	William Banahene		12
#17	Paulo Nascimento		11
#99	Phillip Ejimadu		11
#27	Boris Pardo		9
#1	Brian Orozco		7
#1	Chris Toth		7
#00	Luis Birrueta		7
#25	Brian Wilkin		5

Saves

























 **270** SAVES
Julian Rodriguez
#28 GOALKEEPER
Baltimore Blast

#17	Paulo Nascimento		250
#99	Phillip Ejimadu		232
#33	William Banahene		213
#00	Luis Birrueta		202
#25	Brian Wilkin		196
#27	Boris Pardo		186
#1	Brian Orozco		155
#1	Chris Toth		100

Goalkeepers must play at least 30% of team's minutes to be eligible.































2025-26 Empire Strykers Schedule

#	Date	Division	Away	vs	Home	Score	Time
2	Fri Nov 28	MASL	 Empire Strykers	vs	 San Diego Sockers	5 - 4 Final OT	10:30PM EST
8	Fri Dec 12	MASL	 San Diego Sockers	vs	 Empire Strykers	6 - 3	10:20PM EST
14	Fri Dec 19	MASL	 St. Louis Ambush	vs	 Empire Strykers	5 - 4	10:05PM EST
15	Sat Dec 20	MASL	 Empire Strykers	vs	 Tacoma Stars	2 - 3	9:05PM EST
22	Wed Dec 31	MASL	 Empire Strykers	vs	 Milwaukee Wave	1 - 3	4:05PM EST
24	Sat Jan 3	MASL	 Empire Strykers	vs	 San Diego Sockers	3 - 4	10:00PM EST
28	Thu Jan 8	MASL	 Tacoma Stars	vs	 Empire Strykers	3 - 10	9:35PM EST
33	Fri Jan 16	MASL	 Empire Strykers	vs	 St. Louis Ambush	2 - 4	8:05PM EST
38	Sun Jan 18	MASL	 Empire Strykers	vs	 Tacoma Stars	7 - 6	8:05PM EST
40	Thu Jan 22	MASL	 San Diego Sockers	vs	 Empire Strykers	5 - 9	9:35PM EST
45	Sun Jan 25	MASL	 Kansas City Comets	vs	 Empire Strykers	6 - 10	7:05PM EST
47	Fri Jan 30	MASL	 Empire Strykers	vs	 Kansas City Comets	3 - 6	8:05PM EST



MASL
MAJOR ARENA SOCCER LEAGUE

49	Sun Feb 1	MASL	 Empire Strykers	vs	 Baltimore Blast	2 - 8	3:00PM EST
51	Thu Feb 5	MASL	 Utica City FC	vs	 Empire Strykers	10 - 9	9:35PM EST
58	Sun Feb 15	MASL	 Empire Strykers	vs	 San Diego Sockers	5 - 4 Final OT	7:00PM EST
61	Mon Feb 16	MASL	 Milwaukee Wave	vs	 Empire Strykers	7 - 8	9:35PM EST
62	Thu Feb 19	MASL	 Baltimore Blast	vs	 Empire Strykers	5 - 4 Final OT	9:35PM EST
68	Sun Feb 22	MASL	 Tacoma Stars	vs	 Empire Strykers	2 - 10	7:05PM EST
73	Thu Mar 5	MASL	 San Diego Sockers	vs	 Empire Strykers	4 - 0	9:35PM EST
76	Sat Mar 7	MASL	 Empire Strykers	vs	 St. Louis Ambush	5 - 4 Final OT	7:05PM EST
79	Thu Mar 12	MASL	 Tacoma Stars	vs	 Empire Strykers	6 - 3	9:35PM EDT
83	Sun Mar 15	MASL	 Empire Strykers	vs	 Milwaukee Wave	6 - 3	3:05PM EDT
88	Sun Mar 22	MASL	 Empire Strykers	vs	 Utica City FC	5 - 3	3:00PM EDT
96	Sun Mar 29	MASL	 St. Louis Ambush	vs	 Empire Strykers	4 - 5 Final OT	7:05PM EDT
P01	Thu Apr 2	MASL	 Milwaukee Wave	vs	 Empire Strykers	3 - 6	9:35PM EDT
P02	Mon Apr 6	MASL	 Empire Strykers	vs	 Milwaukee Wave		7:35PM EDT