



MILWAUKEE WAVE VS BALTIMORE BLAST

Friday, December 19, 2025 - 6:35pm CST - Paramount Plus+ / CBS Sports


UW-Milwaukee Panther Arena - Milwaukee, WI

MASL Game #13 of 25-26 Season.



| # | Name | POS | Birthdate | Home Town | Height | Weight |
|----|---------------------|-----|-----------|----------------------|--------|---------|
| 0 | Cam Will | M | 1-Nov-99 | Milwaukee, WI | 5' 10" | 165 lbs |
| 1 | Gabriel Greenfield | G | 22-Dec-97 | Brazil | 5' 11" | 165 lbs |
| 6 | Shawn Azcueta | M | 27-Sep-99 | Whitefish Bay, WI | 5' 10" | 170 lbs |
| 7 | Ricardo Carvalho | F | 13-May-89 | Salvador, Brazil | 6' 1" | 175 lbs |
| 9 | Derek Huffman | F | 10-Oct-88 | Elgin, IL | 6' 0" | 190 lbs |
| 10 | Mario Alvarez | D | 16-Dec-92 | Aurora, IL | 5' 11" | 168 lbs |
| 12 | Stuart Grable | D | 26-Sep-89 | Neenah, Wisconsin | 5' 9" | 150 lbs |
| 14 | Mike Howell | D | 25-May-99 | Milwaukee, WI | 6' 2" | 200 lbs |
| 15 | Cesar Correa | M | 18-Mar-01 | Chicago, IL | 5' 8" | 153 lbs |
| 16 | Oscar Flores | F | 30-Sep-02 | Venezuela | 6' 0" | 191 lbs |
| 20 | Tony Walls | D | 16-Jan-90 | Wauwatosa, WI | 5' 10" | 180 lbs |
| 23 | Max Ludwig | M | 4-May-98 | Stuttgart, Germany | 5' 9" | 170 lbs |
| 24 | Max Ferdinand | F | 4-Nov-86 | Haiti | 5' 11" | 170 lbs |
| 25 | Grant Michaels | D | 7-Jun-96 | Kent, WA | 6' 3" | 200 lbs |
| 26 | Ian Bennett - C | F | 27-Aug-83 | Hamilton, Ontario | 5' 8" | 162 lbs |
| 30 | Geraldo Perez | G | 22-Oct-04 | Round Lake, IL | 5' 10" | 165 lbs |
| 32 | Augie Rey | G | 27-Dec-92 | Las Cruces, N.M. | 6' 0" | 200 lbs |
| 33 | William Banahene | G | 6-Nov-94 | Rochester, NY | 6' 0" | 225 lbs |
| 40 | Troy Morrison | D | 27-Aug-98 | Jamacia | 6' 0" | 155 lbs |
| 44 | Alex Steinwascher | M | 5-Sep-00 | Sterling Heights, MI | 5' 11" | 185 lbs |
| 55 | Tyler Howard | D | 14-May-99 | Milwaukee, WI | 6' 0" | 175 lbs |
| 80 | Alex Sanchez | M | 12-Oct-01 | Chicago, IL | 5' 9" | 160 lbs |
| 88 | Kyle Crain | F | 16-Mar-93 | Cedarburg, WI | 6' 1" | 210 lbs |
| 97 | Javier Steinwascher | M | 14-Mar-98 | Sterling Heights, MI | 5' 9" | 175 lbs |
| 99 | Andre Hayne | F | 30-Nov-90 | Vitória, Brazil | 6' 3" | 200 lbs |

| # | Name | POS | Birthdate | Home Town | Height | Weight |
|----|---------------------|-----|-----------|-------------------------|--------|---------|
| 1 | Andre Schlaefli | G | | | | |
| 2 | Oumar Sylla | D | | | 5' 8" | 147 lbs |
| 4 | Chad Poarch | D | 30-Dec-97 | Middletown DE | 5' 11" | |
| 6 | Nico Williams | F | 28-Jul-98 | Chicago IL | 5' 8" | |
| 7 | Victor Parreiras | M | 23-Sep-91 | Rio de Janeiro, Brazil | 5' 9" | 150 lbs |
| 8 | Ray Troche | D | 22-Aug-02 | | | |
| 11 | Marco Nascimento | D | 30-Mar-92 | Sao Paulo, Brazil | 6' 0" | 177 lbs |
| 17 | Jamie Thomas | M/D | 22-May-92 | Silver Springs, MD | 5' 6" | 158 lbs |
| 18 | Eber Ospina | M | 16-Oct-98 | Tolima, Columbia | 5' 7" | |
| 19 | Jairo Guevara | F | 25-Dec-02 | Alexandria VA | 5' 9" | 180 lbs |
| 21 | Ayoub Abdelkarim | D | 29-Jul-03 | Rockville MD | 6' 0" | |
| 22 | Juan Pereira | F | 15-Jun-91 | Sao Paulo, Brazil | 5' 8" | 180 lbs |
| 23 | Jonatas Melo | M | 25-Oct-88 | Sao Paulo, Brazil | 5' 7" | 146 lbs |
| 25 | Bruno Henrique | F | 11-Jul-85 | Sao Paulo, Brazil | 6' 1" | 160 lbs |
| 28 | Julian Rodriguez | G | 10-Nov-98 | Queens, NY | 5' 10" | 190 lbs |
| 29 | Kelvin Mwape | F | | | | |
| 30 | Gabrielle Privitera | M | 22-Aug-98 | Ciudad Ojeda, Venezuela | 5' 11" | |
| 31 | Kevaghn Frater | F | | | 6' 0" | 180 lbs |
| 32 | Matheus Silva | D | 8-Dec-96 | Taboao Da Serra Brazil | 6' 2" | |
| 33 | Leonardo Espinoza | F | | | | |
| 35 | Alejandro Chavez | M | 1-Mar-01 | Streamwood, IL | 5' 8" | 150 lbs |
| 77 | Wellington Bramusse | F | 29-May-04 | Sao Paulo, Brazil | 5' 8" | |
| 88 | Patrick Thompson | D | 8-May-91 | Norfolk, VA | 5' 10" | 169 lbs |
| 97 | Jorge Navarrete | G | 5-Mar-97 | Plant City, Florida | 5' 10" | 190 lbs |
| 99 | Maldini Goncalves | F | | | | |





MILWAUKEE WAVE VS BALTIMORE BLAST
Friday, December 19, 2025 - 6:35pm CST - Paramount Plus+ / CBS Sports
UW-Milwaukee Panther Arena - Milwaukee, WI
MASL Game #13 of 25-26 Season.



WAVE INJURY REPORT for 12/19/25

OUT:

DEREK HUFFMAN (SUSPENSION)
RICARDO CARVALHO (TOE, ANKLE, LEG)
CARSON HODGSON (GROIN)

DOUBTFUL:

QUESTIONABLE:

MARIO ALVAREZ (LOWER BACK)
TONY WALLS (TOE)
TYLER BAGLEY (ANKLE)
TRAVIS SCHMIDT (KNEE)

PROBABLE:

KYLE CRAIN (KNEE)
IAN BENNETT (KNEE)

GAME OFFICIALS for 12/19/25

CREW CHIEF: Shane Butler

REFEREE: Brian Miller

AR: Nicolas Ramos

4TH: Christan Rickman

PBO: Jon Schrantz

| Rank | Team | GP | W | L | OT | Pts |
|------|--------------------|----|---|---|----|-----|
| 1 | Kansas City Comets | 6 | 4 | 2 | 0 | 11 |
| 2 | Milwaukee Wave | 3 | 2 | 0 | 1 | 7 |
| 3 | Tacoma Stars | 2 | 2 | 0 | 0 | 6 |
| 4 | San Diego Sockers | 3 | 1 | 1 | 1 | 4 |
| 5 | Baltimore Blast | 3 | 1 | 2 | 0 | 3 |
| 6 | Empire Strykers | 2 | 1 | 1 | 0 | 2 |
| 7 | St. Louis Ambush | 3 | 1 | 2 | 0 | 2 |
| 8 | Utica City FC | 2 | 0 | 1 | 1 | 1 |

BAL PLAYER PRONUNCIATIONS:

#4 Chad *Por-ch*
#7 Victory *Puh-RARE-us*
#11 Marco *Nah-see-men-toe*
#18 E-ber *O-spee-na*
#22 Hi-Row *Goo-Vare-Ah*
#22 Joo-On *Per-Air-Ah*
#23 Jon-ah-tas *Mellow*

MKE PLAYER PRONUNCIATIONS:

#6 Shawn *Az-Qweh-tah*
#7 Ricardo *Car-val-oh*
#33 William *Bah-nah-hay-knee*
#44/97 JAlex / Javier *Stein-Washer*
#99 Andre *Hay-nn*
HC: Marcio *Lay-tah*
AC: Daniel *Mah-Tohs*

UPCOMING MASL SCHEDULE:

13 - Fri Dec 19, Baltimore Blast vs Milwaukee Wave - 7:35PM EST, UW-Milwaukee Panther Arena.
14 - Fri Dec 19, St. Louis Ambush vs Empire Strykers 10:05PM EST, Toyota Arena.
15 - Sat Dec 20, Empire Strykers vs Tacoma Stars 9:05PM EST, accesso ShoWare Center.
16 - Sun Dec 21, Kansas City Comets vs St. Louis Ambush - 4:05PM EST, The Family Arena.
17 - Sat Dec 27, Milwaukee Wave vs Baltimore Blast - 4:00PM EST - TU Arena
18 - Sat Dec 27, St. Louis Ambush vs Kansas City Comets - 7:05PM EST, Cable Dahmer Arena.
19 - Sun Dec 28 Milwaukee Wave vs Utica City FC - 3:00PM EST, Adirondack Bank Center.

FOR IMMEDIATE RELEASE

Contact: Van McNeil

vanm@rocventures.org

(414) 418-2679

MKE WAVE SOCCER EAGER FOR FRIDAY HOME OPENER AGAINST RIVAL BALTIMORE.

Milwaukee, WI - After splitting the weekend on the road and dropping a heartbreaker in overtime in St. Louis Sunday, the 7-time champion Milwaukee Wave are excited to return home to the legendary black turf at UW-Milwaukee Panther Arena for the first time this season; but they'll have a tough battle ahead of them, facing their main rivals; the Baltimore Blast.

"Back-to-backs are always hard," said Milwaukee Wave Head Coach Marcio Leite. "But Baltimore; whenever we play the Blast, we know it's going to be a tough one. There is just too much quality between the two teams and too much bitter history."

When Milwaukee takes on Baltimore; it's always a major event, a clash of titans in indoor soccer with deep historical roots and high stakes.

Wave vs Blast Through the Years...

2004: Blast defeated the Wave at the then U.S. Cellular Arena 5-4, though the Wave took the league title that season.

2012: The Wave beat the Blast 6-5, extending their winning streak against them and took the championship that year.

2018 Playoffs: The Wave swept Baltimore in the Divisional Series to advance.

2019: The Wave won the Eastern Conference Final 2-1 against the Blast.

2023: Baltimore eliminated the Wave from the playoffs in a hard-fought series.

2024-25 Season: The rivals split the regular season series, with each team winning at home.

As for this very early 25/26 campaign; the Wave are coming off the St. Louis loss while the Blast are on a two game losing streak dropping back to back games the Tacoma Stars last weekend.

"The boys had the heavy legs on Sunday against St. Louis," added Leite. "That would never happen if we were playing at home in front of our fans. Being at home makes everyone run a little bit more and put a little more effort. Even if you're tired, you still go."

If anyone knows anything about this bitter rivalry, it's Milwaukee Wave forward #24 Max Ferdinand who played with the Blast not once but twice. Max started his indoor career with Baltimore in 2009.

"I know how those guys are mentality and they don't want to lose," exclaimed Ferdinand. "They are looking to come in here and wreak havoc but we've been training hard all week preparing. We know they will be in attack mode but playing in front of our fans always gives us that extra energy. It'll be nice to be back home."

Another person well versed with the Milwaukee vs. Baltimore rivalry is of course IB26; Ian Bennett. Bennett so far this season leads the team in goals with 4.

"We don't like them, they don't like us; but we respect them, right?" asked Bennett. "I think it's just going to be awesome for the fans to see this new team and this new era under Marcio (Leite). I'm excited to be back at home but we need our fans to show up, support us and get loud. We're going to blast to Blast!"

Wave games are more than just soccer. It's fast-paced action, big goals, and a high-energy atmosphere that make every match a memorable event. Fans enjoy music, in-game entertainment, autograph sessions, and opportunities for kids to join the team on the field. "Wave games have always felt like home," said President Shan Amini. "That spirit — the energy, the connection, the tradition — that's what we build on. This year, we want even more fans to experience it."

It's Salute to Soccer Night presented by the Ambassador Hotel. Mr. & Mrs. Claus will be roaming around the arena for any pictures or last minute discussions / negotiations. Plus, the first 1000 fans will receive a Milwaukee Wave Schedule Magnet!

Milwaukee Wave vs Baltimore Blast.

Friday, December 19, 6:35pm from UW-Milwaukee Panther Arena.

Tickets and more information can be found at MilwaukeeWave.com.

Can't make it to the game? Watch LIVE! around the world on Paramount Plus+ / CBS Sports Goalazo Network or next day on MASLtv on YouTube.

###



MILWAUKEE WAVE 2025-2026 REGULAR SEASON STATS

| # | Name | Pos | GP | G | A | Pts | PPGA | PIM | GWG | S% | SB | PPG | SHG | Sh | F | BS |
|----|---------------------|--------|----|---|---|-----|------|-----|-----|-------|----|-----|-----|----|---|----|
| 23 | Max Ludwig | M | 3 | 2 | 4 | 6 | 2 | 0 | 1 | 0.5 | 1 | 0 | 0 | 4 | 1 | 0 |
| 80 | Alex Sanchez | M | 3 | 3 | 2 | 5 | 1.7 | 0 | 0 | 0.136 | 7 | 0 | 0 | 22 | 1 | 0 |
| 10 | Mario Alvarez | D | 3 | 2 | 3 | 5 | 1.7 | 0 | 1 | 0.286 | 3 | 0 | 0 | 7 | 2 | 3 |
| 26 | Ian Bennett | F | 3 | 4 | 0 | 4 | 1.3 | 0 | 0 | 0.286 | 3 | 0 | 0 | 14 | 2 | 0 |
| 16 | Oscar Flores | F | 3 | 3 | 1 | 4 | 1.3 | 2 | 0 | 0.375 | 2 | 0 | 0 | 8 | 4 | 0 |
| 7 | Ricardo Carvalho | F | 3 | 3 | 1 | 4 | 1.3 | 0 | 0 | 0.429 | 2 | 1 | 0 | 7 | 2 | 0 |
| 44 | Alex Steinwascher | M | 3 | 2 | 1 | 3 | 1 | 0 | 0 | 0.667 | 0 | 0 | 0 | 3 | 4 | 2 |
| 24 | Max Ferdinand | F | 3 | 2 | 0 | 2 | 0.7 | 0 | 0 | 0.5 | 1 | 0 | 0 | 4 | 4 | 3 |
| 97 | Javier Steinwascher | M | 3 | 1 | 0 | 1 | 0.3 | 0 | 0 | 0.2 | 0 | 0 | 0 | 5 | 5 | 3 |
| 6 | Shawn Azcueta | M | 3 | 1 | 0 | 1 | 0.3 | 0 | 0 | 1 | 0 | 0 | 0 | 1 | 6 | 4 |
| 99 | Andre Hayne | F | 2 | 0 | 1 | 1 | 0.5 | 0 | 0 | 0 | 0 | 0 | 0 | 5 | 5 | 0 |
| 15 | Cesar Correa | M | 3 | 0 | 1 | 1 | 0.3 | 2 | 0 | 0 | 1 | 0 | 0 | 2 | 4 | 4 |
| 20 | Tony Walls | D | 3 | 0 | 1 | 1 | 0.3 | 4 | 0 | 0 | 2 | 0 | 0 | 2 | 6 | 5 |
| 0 | Cam Will | M | 0 | 0 | 0 | 0 | 0 | 0 | 0 | 0 | 0 | 0 | 0 | 0 | 0 | 0 |
| 25 | Grant Michaels | D | 0 | 0 | 0 | 0 | 0 | 0 | 0 | 0 | 0 | 0 | 0 | 0 | 0 | 0 |
| 88 | Kyle Crain | F | 0 | 0 | 0 | 0 | 0 | 0 | 0 | 0 | 0 | 0 | 0 | 0 | 0 | 0 |
| 40 | Troy Morrison | D | 0 | 0 | 0 | 0 | 0 | 0 | 0 | 0 | 0 | 0 | 0 | 0 | 0 | 0 |
| 55 | Tyler Howard | D | 0 | 0 | 0 | 0 | 0 | 0 | 0 | 0 | 0 | 0 | 0 | 0 | 0 | 0 |
| 14 | Mike Howell | D | 1 | 0 | 0 | 0 | 0 | 0 | 0 | 0 | 0 | 0 | 0 | 1 | 1 | 1 |
| 12 | Stuart Grable | D | 1 | 0 | 0 | 0 | 0 | 0 | 0 | 0 | 0 | 0 | 0 | 0 | 0 | 0 |
| 9 | Derek Huffman | Susp F | 2 | 0 | 0 | 0 | 0 | 2 | 0 | 0 | 0 | 0 | 0 | 1 | 2 | 0 |

| # | Name | GP | GS | W | L | OTL | SA | GA | GAA | Sv | Sv% | SO | MP | PIM | G | A |
|----|--------------------|----|----|---|---|-----|----|----|------|----|------|----|-----------|-----|---|---|
| 32 | Augie Rey | 0 | 0 | 0 | 0 | 0 | 0 | 0 | 0 | 0 | 0 | 0 | 0:00 | 0 | 0 | 0 |
| 1 | Gabriel Greenfield | 0 | 0 | 0 | 0 | 0 | 0 | 0 | 0 | 0 | 0 | 0 | 0:00 | 0 | 0 | 0 |
| 30 | Gerardo Perez | 1 | 0 | 0 | 0 | 0 | 1 | 0 | 0 | 1 | 1 | 0 | 5:31 | 0 | 0 | 0 |
| 33 | William Banahene | 3 | 3 | 2 | 0 | 1 | 47 | 17 | 5.79 | 31 | 0.66 | 0 | 176:04:00 | 0 | 0 | 0 |



BALTIMORE BLAST 2025-2026 REGULAR SEASON STATS

| # | Name | Pos | GP | G | A | Pts | PPGA | PIM | GWG | S% | SB | PPG | SHG | Sh | F | BS |
|----|---------------------|-----|----|---|---|-----|------|-----|-----|-------|-------|-----|-----------|-----|---|----|
| 22 | Juan Pereira | F | 3 | 5 | 0 | 5 | 1.7 | 0 | 0 | 0.5 | 2 | 1 | 0 | 10 | 3 | 0 |
| 23 | Jonatas Melo | M | 3 | 2 | 3 | 5 | 1.7 | 0 | 0 | 0.5 | 1 | 0 | 0 | 4 | 1 | 1 |
| 4 | Chad Poarch | D | 3 | 3 | 1 | 4 | 1.3 | 0 | 0 | 0.231 | 5 | 0 | 0 | 13 | 3 | 1 |
| 77 | Wellington Bramusse | F | 3 | 3 | 0 | 3 | 1 | 2 | 1 | 0.333 | 1 | 0 | 0 | 9 | 6 | 0 |
| 35 | Alejandro Chavez | M | 3 | 1 | 2 | 3 | 1 | 0 | 0 | 0.25 | 1 | 0 | 0 | 4 | 2 | 0 |
| 19 | Jairo Guevara | F | 3 | 2 | 0 | 2 | 0.7 | 0 | 0 | 0.286 | 3 | 0 | 0 | 7 | 5 | 2 |
| 17 | Jamie Thomas | M/D | 3 | 2 | 0 | 2 | 0.7 | 5 | 0 | 1 | 0 | 0 | 1 | 2 | 2 | 0 |
| 33 | Leonardo Espinoza | F | 3 | 1 | 1 | 2 | 0.7 | 0 | 0 | 0.333 | 0 | 0 | 0 | 3 | 5 | 1 |
| 32 | Matheus Silva | D | 3 | 0 | 2 | 2 | 0.7 | 2 | 0 | 0 | 2 | 0 | 0 | 2 | 3 | 2 |
| 2 | Oumar Sylla | D | 3 | 0 | 2 | 2 | 0.7 | 0 | 0 | 0 | 2 | 0 | 0 | 4 | 2 | 0 |
| 25 | Bruno Henrique | F | 1 | 0 | 1 | 1 | 1 | 0 | 0 | 0 | 2 | 0 | 0 | 2 | 1 | 0 |
| 11 | Marco Nascimento | D | 3 | 0 | 1 | 1 | 0.3 | 0 | 0 | 0 | 1 | 0 | 0 | 3 | 2 | 1 |
| 21 | Ayoub Abdelkarim | D | 0 | 0 | 0 | 0 | 0 | 0 | 0 | 0 | 0 | 0 | 0 | 0 | 0 | 0 |
| 30 | Gabrielle Privitera | M | 0 | 0 | 0 | 0 | 0 | 0 | 0 | 0 | 0 | 0 | 0 | 0 | 0 | 0 |
| 29 | Kelvin Mwape | F | 0 | 0 | 0 | 0 | 0 | 0 | 0 | 0 | 0 | 0 | 0 | 0 | 0 | 0 |
| 6 | Nico Williams | F | 0 | 0 | 0 | 0 | 0 | 0 | 0 | 0 | 0 | 0 | 0 | 0 | 0 | 0 |
| 8 | Ray Troche | D | 0 | 0 | 0 | 0 | 0 | 0 | 0 | 0 | 0 | 0 | 0 | 0 | 0 | 0 |
| 7 | Victor Parreiras | M | 0 | 0 | 0 | 0 | 0 | 0 | 0 | 0 | 0 | 0 | 0 | 0 | 0 | 0 |
| 18 | Eber Ospina | M | 1 | 0 | 0 | 0 | 0 | 0 | 0 | 0 | 0 | 0 | 0 | 0 | 1 | 0 |
| 31 | Kevaghna Frater | F | 2 | 0 | 0 | 0 | 0 | 2 | 0 | 0 | 2 | 0 | 0 | 2 | 2 | 0 |
| 99 | Maldini Goncalves | F | 2 | 0 | 0 | 0 | 0 | 0 | 0 | 0 | 1 | 0 | 0 | 2 | 1 | 0 |
| 88 | Patrick Thompson | D | 3 | 0 | 0 | 0 | 0 | 2 | 0 | 0 | 2 | 0 | 0 | 6 | 8 | 1 |
| # | Goalkeeper | GP | GS | W | L | OTL | SA | GA | GAA | Sv | Sv% | SO | MP | PIM | G | A |
| 1 | Andre Schlaefli | 0 | 0 | 0 | 0 | 0 | 0 | 0 | 0 | 0 | 0 | 0 | 0:00 | 0 | 0 | 0 |
| 97 | Jorge Navarrete | 0 | 0 | 0 | 0 | 0 | 0 | 0 | 0 | 0 | 0 | 0 | 0:00 | 0 | 0 | 0 |
| 28 | Julian Rodriguez | 3 | 3 | 1 | 2 | 0 | 57 | 13 | 4.4 | 44 | 0.772 | 0 | 177:13:00 | 0 | 0 | 1 |



MILWAUKEE WAVE 2024-2025 REGULAR SEASON STATS

| # | Name | Pos | GP | G | A | Pts | PPGA | PIM | GWG | S% | SB | PPG | SHG | Sh | F |
|----|---------------------|-----|----|----|----|-----|------|-----|------|-------|-------|-----|------------|-----|----|
| 80 | Alex Sanchez | F | 24 | 27 | 21 | 48 | 2 | 6 | 2 | 0.194 | 41 | 1 | 0 | 139 | 22 |
| 70 | Franck Tayou | F | 20 | 30 | 16 | 46 | 2.3 | 10 | 1 | 0.275 | 46 | 1 | 0 | 109 | 42 |
| 26 | Ian Bennett | F | 23 | 27 | 4 | 31 | 1.3 | 0 | 1 | 0.245 | 40 | 3 | 0 | 110 | 15 |
| 8 | Breno Oliveira | D | 22 | 13 | 18 | 31 | 1.4 | 21 | 1 | 0.194 | 26 | 1 | 1 | 67 | 24 |
| 7 | Ricardo Carvalho | F | 18 | 13 | 14 | 27 | 1.5 | 5 | 3 | 0.203 | 24 | 1 | 0 | 64 | 23 |
| 10 | Mario Alvarez | D | 20 | 14 | 12 | 26 | 1.3 | 4 | 1 | 0.194 | 30 | 1 | 0 | 72 | 13 |
| 24 | Max Ferdinand | F | 17 | 5 | 16 | 21 | 1.2 | 2 | 1 | 0.263 | 7 | 3 | 0 | 20 | 23 |
| 97 | Javier Steinwascher | F | 22 | 13 | 7 | 20 | 0.9 | 2 | 0 | 0.317 | 9 | 1 | 0 | 41 | 14 |
| 9 | Derek Huffman | F | 20 | 8 | 11 | 19 | 1 | 6 | 2 | 0.148 | 19 | 1 | 0 | 54 | 12 |
| 44 | Alex Steinwascher | M | 22 | 9 | 6 | 15 | 0.7 | 0 | 2 | 0.36 | 5 | 0 | 0 | 25 | 12 |
| 6 | Shawn Azcueta | M | 23 | 6 | 3 | 9 | 0.4 | 8 | 0 | 0.273 | 5 | 0 | 0 | 22 | 21 |
| 12 | Stuart Grable | D | 20 | 2 | 4 | 6 | 0.3 | 0 | 0 | 0.333 | 1 | 0 | 0 | 6 | 10 |
| 23 | Max Ludwig | M | 11 | 1 | 5 | 6 | 0.5 | 0 | 0 | 0.059 | 5 | 0 | 0 | 17 | 6 |
| 88 | Kyle Crain | F | 6 | 3 | 2 | 5 | 0.8 | 2 | 0 | 0.3 | 5 | 0 | 0 | 10 | 5 |
| 99 | Andre Hayne | F | 7 | 3 | 2 | 5 | 0.7 | 2 | 0 | 0.136 | 6 | 0 | 0 | 22 | 19 |
| 29 | Salvador Nunez | M | 9 | 2 | 3 | 5 | 0.6 | 0 | 0 | 0.2 | 2 | 0 | 0 | 10 | 19 |
| 46 | Taylor Pill | D | 3 | 4 | 0 | 4 | 1.3 | 2 | 1 | 1 | 0 | 0 | 0 | 4 | 0 |
| 20 | Tony Walls | F | 13 | 4 | 0 | 4 | 0.3 | 5 | 0 | 0.5 | 1 | 0 | 0 | 8 | 15 |
| 40 | Troy Morrison | D | 11 | 3 | 1 | 4 | 0.4 | 2 | 0 | 0.375 | 3 | 0 | 0 | 8 | 13 |
| 3 | Qudus Lawal | F | 8 | 2 | 2 | 4 | 0.5 | 0 | 0 | 0.154 | 4 | 0 | 0 | 13 | 13 |
| 15 | Cesar Correa | M | 15 | 0 | 3 | 3 | 0.2 | 0 | 0 | 0 | 2 | 0 | 0 | 4 | 24 |
| 2 | Larsen Rogers | M | 1 | 1 | 1 | 2 | 2 | 0 | 0 | 0.25 | 1 | 0 | 0 | 4 | 0 |
| 0 | Cam Will | M | 1 | 1 | 0 | 1 | 1 | 0 | 0 | 0.5 | 1 | 0 | 0 | 2 | 0 |
| 55 | Tyler Howard | F | 1 | 0 | 0 | 0 | 0 | 0 | 0 | 0 | 0 | 0 | 0 | 0 | 1 |
| # | Goalkeeper | GP | GS | W | L | OTL | SA | GA | GAA | Sv | Sv% | SO | MP | PIM | |
| 33 | William Banahene | 24 | 23 | 14 | 7 | 1 | 353 | 107 | 5.35 | 249 | 0.705 | 0 | 1200:40:00 | 19 | |
| 32 | Augie Rey | 13 | 1 | 0 | 1 | 1 | 81 | 26 | 7.19 | 57 | 0.704 | 0 | 216:53:00 | 2 | |



















































BALTIMORE BLAST 2024-2025 REGULAR SEASON STATS

| # | Name | Pos | GP | G | A | Pts | PPGA | PIM | GWG | S% | SB | PPG | SHG | Sh | F |
|----|---------------------|-----|----|----|----|-----|------|-----|-----|-------|----|-----|-----|----|----|
| 22 | Juan Pereira | F | 20 | 20 | 15 | 35 | 1.8 | 2 | 2 | 0.323 | 18 | 0 | 0 | 62 | 28 |
| 4 | Chad Poarch | D | 23 | 23 | 10 | 33 | 1.4 | 0 | 3 | 0.338 | 21 | 1 | 0 | 68 | 8 |
| 25 | Bruno Henrique | F | 19 | 16 | 14 | 30 | 1.6 | 2 | 1 | 0.314 | 8 | 0 | 0 | 51 | 30 |
| 8 | Jesus Pacheco | M | 23 | 16 | 12 | 28 | 1.2 | 7 | 4 | 0.2 | 30 | 1 | 1 | 80 | 13 |
| 77 | Wellington Bramusse | F | 23 | 18 | 8 | 26 | 1.1 | 4 | 2 | 0.3 | 16 | 0 | 0 | 60 | 26 |
| 9 | Ricardo Diegues | F | 9 | 14 | 6 | 20 | 2.2 | 7 | 1 | 0.4 | 8 | 4 | 0 | 35 | 15 |
| 2 | Oumar Sylla | D | 15 | 12 | 6 | 18 | 1.2 | 5 | 0 | 0.387 | 11 | 2 | 0 | 31 | 13 |
| 17 | Jamie Thomas | M/D | 24 | 10 | 8 | 18 | 0.8 | 16 | 0 | 0.189 | 19 | 0 | 0 | 53 | 40 |
| 7 | Victor Parreiras | M | 13 | 9 | 8 | 17 | 1.3 | 0 | 1 | 0.167 | 19 | 0 | 0 | 54 | 3 |
| 23 | Jonatas Melo | M | 13 | 5 | 9 | 14 | 1.1 | 0 | 1 | 0.227 | 11 | 0 | 0 | 22 | 8 |
| 19 | Jairo Guevara | F | 22 | 5 | 8 | 13 | 0.6 | 0 | 1 | 0.208 | 5 | 0 | 0 | 24 | 30 |
| 88 | Patrick Thompson | D | 23 | 7 | 5 | 12 | 0.5 | 0 | 0 | 0.2 | 17 | 0 | 0 | 35 | 17 |
| 32 | Matheus Silva | D | 20 | 2 | 6 | 8 | 0.4 | 15 | 0 | 0.118 | 10 | 0 | 0 | 17 | 29 |
| 18 | Eber Ospina | M | 23 | 5 | 1 | 6 | 0.3 | 5 | 0 | 0.294 | 5 | 0 | 0 | 17 | 9 |
| 20 | Mike Deasel | D | 12 | 3 | 3 | 6 | 0.5 | 17 | 0 | 0.25 | 6 | 0 | 0 | 12 | 14 |
| 31 | Kevauhn Frater | F | 7 | 1 | 3 | 4 | 0.6 | 2 | 0 | 0.125 | 3 | 0 | 0 | 8 | 18 |
| 26 | Elton de Oliveira | D | 8 | 0 | 4 | 4 | 0.5 | 4 | 0 | 0 | 8 | 0 | 0 | 15 | 12 |
| 6 | Nico Williams | F | 14 | 1 | 0 | 1 | 0.1 | 0 | 0 | 0.143 | 1 | 0 | 0 | 7 | 10 |
| 12 | Owen O'Malley | F | 3 | 0 | 1 | 1 | 0.3 | 0 | 0 | 0 | 0 | 0 | 0 | 0 | 0 |
| 70 | Ricardinho Sobreira | M | 0 | 0 | 0 | 0 | 0 | 0 | 0 | 0 | 0 | 0 | 0 | 0 | 0 |
| 15 | Christian Powell | D | 2 | 0 | 0 | 0 | 0 | 0 | 0 | 0 | 0 | 0 | 0 | 0 | 0 |
| 29 | Kelvin Mwape | F | 16 | 0 | 0 | 0 | 0 | 0 | 0 | 0 | 1 | 0 | 0 | 2 | 3 |




















| # | Goalkeeper | GP | GS | W | L | OTL | SA | GA | GAA | Sv | Sv% | SO | MP | PIM | G |
|----|---------------------|----|----|----|---|-----|-----|----|------|-----|-------|----|-----------|-----|---|
| 0 | Gabrielle Privitera | 0 | 0 | 0 | 0 | 0 | 0 | 0 | 0 | 0 | 0 | 0 | 0:00 | 0 | 0 |
| 24 | Mike Zierhoffer | 12 | 9 | 6 | 3 | 0 | 151 | 43 | 4.81 | 110 | 0.728 | 0 | 536:05:00 | 2 | 0 |
| 28 | Julian Rodriguez | 15 | 15 | 10 | 4 | 1 | 247 | 75 | 5.14 | 173 | 0.7 | 0 | 875:09:00 | 0 | 0 |

MKE WAVE 25/26 SCORES / SCHEDULE

| # | Date | Division | Away vs Home | Score | Time | Actions | GT | Arena |
|----|------------|----------|--|-------|------------|--------------------------|----|--------------------|
| 11 | Sun Dec 14 | MASL |  Milwaukee Wave vs  St. Louis Ambush | 6 - 7 | 3:05PM EST | Final OT | RS | The Family Arena |
| 7 | Fri Dec 12 | MASL |  Milwaukee Wave vs  Kansas City Comets | 9 - 6 | 8:00PM EST | Final | RS | Cable Dahmer Arena |
| 6 | Sun Dec 7 | MASL |  Milwaukee Wave vs  San Diego Sockers | 8 - 4 | 3:00PM PST | Final | RS | Frontwave Arena |

| # | Date | Division | Away | vs | Home | Score | Time | Actions | GT | Arena |
|----|------------|----------|--|----|--|-------|-------------|---|----|----------------------------|
| 13 | Fri Dec 19 | MASL |  Baltimore Blast | vs |  Milwaukee Wave | | 7:35PM EST | Preview Tickets | RS | UW-Milwaukee Panther Arena |
| 17 | Sat Dec 27 | MASL |  Milwaukee Wave | vs |  Baltimore Blast | | 4:00PM EST | Preview Tickets | RS | TU Arena |
| 19 | Sun Dec 28 | MASL |  Milwaukee Wave | vs |  Utica City FC | | 3:00PM EST | Preview Tickets | RS | Adirondack Bank Center |
| 22 | Wed Dec 31 | MASL |  Empire Strykers | vs |  Milwaukee Wave | | 4:05PM EST | Preview Tickets | RS | UW-Milwaukee Panther Arena |
| 31 | Sun Jan 11 | MASL |  Milwaukee Wave | vs |  Kansas City Comets | | 5:05PM EST | Preview Tickets | RS | Cable Dahmer Arena |
| 35 | Sat Jan 17 | MASL |  San Diego Sockers | vs |  Milwaukee Wave | | 7:05PM EST | Preview Tickets | RS | UW-Milwaukee Panther Arena |
| 37 | Sun Jan 18 | MASL |  Kansas City Comets | vs |  Milwaukee Wave | | 3:05PM EST | Preview Tickets | RS | UW-Milwaukee Panther Arena |
| 42 | Sat Jan 24 | MASL |  Milwaukee Wave | vs |  St. Louis Ambush | | 5:05PM EST | Preview Tickets | RS | The Family Arena |
| 44 | Sun Jan 25 | MASL |  St. Louis Ambush | vs |  Milwaukee Wave | | 4:05PM EST | Preview Tickets | RS | UW-Milwaukee Panther Arena |
| 48 | Sun Feb 1 | MASL |  Milwaukee Wave | vs |  Utica City FC | | 3:00PM EST | Preview Tickets | RS | Adirondack Bank Center |
| 54 | Tue Feb 10 | MASL |  Kansas City Comets | vs |  Milwaukee Wave | | 11:35AM EST | Preview Tickets | RS | UW-Milwaukee Panther Arena |
| 59 | Sun Feb 15 | MASL |  Milwaukee Wave | vs |  Tacoma Stars | | 8:05PM EST | Preview Tickets | RS | accesso ShoWare Center |
| 61 | Mon Feb 16 | MASL |  Milwaukee Wave | vs |  Empire Strykers | | 9:35PM EST | Preview Tickets | RS | Toyota Arena |
| 63 | Sat Feb 21 | MASL |  Milwaukee Wave | vs |  Baltimore Blast | | 6:00PM EST | Preview Tickets | RS | TU Arena |
| 66 | Sun Feb 22 | MASL |  St. Louis Ambush | vs |  Milwaukee Wave | | 4:05PM EST | Preview Tickets | RS | UW-Milwaukee Panther Arena |
| 71 | Sun Mar 1 | MASL |  Milwaukee Wave | vs |  Utica City FC | | 3:00PM EST | Preview Tickets | RS | Adirondack Bank Center |
| 77 | Sun Mar 8 | MASL |  Tacoma Stars | vs |  Milwaukee Wave | | 3:05PM EDT | Preview Tickets | RS | UW-Milwaukee Panther Arena |
| 83 | Sun Mar 15 | MASL |  Empire Strykers | vs |  Milwaukee Wave | | 3:05PM EDT | Preview Tickets | RS | UW-Milwaukee Panther Arena |
| 85 | Fri Mar 20 | MASL |  Utica City FC | vs |  Milwaukee Wave | | 7:35PM EDT | Preview Tickets | RS | UW-Milwaukee Panther Arena |
| 89 | Sun Mar 22 | MASL |  Baltimore Blast | vs |  Milwaukee Wave | | 4:05PM EDT | Preview Tickets | RS | UW-Milwaukee Panther Arena |
| 94 | Sun Mar 29 | MASL |  Utica City FC | vs |  Milwaukee Wave | | 3:05PM EDT | Preview Tickets | RS | UW-Milwaukee Panther Arena |

BALTIMORE BLAST 25/26 SCORES / SCHEDULE

| # | Date | Division | Away vs Home | | Score | Time | Actions | GT | Arena | |
|----|------------|----------|---|---|---|------------|-----------------------|---|--|--|
| 12 | Sun Dec 14 | MASL |  | Baltimore Blast vs  Tacoma Stars | 6 - 8 | 8:05PM EST | Final | RS | accesso ShoWare Center | |
| 9 | Sat Dec 13 | MASL |  | Baltimore Blast vs  Tacoma Stars | 2 - 3 | 9:05PM EST | Final | RS | accesso ShoWare Center | |
| 4 | Sat Dec 6 | MASL |  | Kansas City Comets vs  Baltimore Blast | 3 - 11 | 6:00PM EST | Final | RS | TU Arena | |
| # | Date | Division | Away | vs | Home | Score | Time | Actions | GT | Arena |
| 13 | Fri Dec 19 | MASL |  | Baltimore Blast | vs  Milwaukee Wave | | 7:35PM EST | Preview Tickets | RS | UW-Milwaukee Panther Arena |
| 17 | Sat Dec 27 | MASL |  | Milwaukee Wave | vs  | | 4:00PM EST | Preview Tickets | RS | TU Arena |
| 21 | Wed Dec 31 | MASL |  | Baltimore Blast | vs  | | 3:00PM EST | Preview Tickets | RS | Adirondack Bank Center |
| 25 | Sun Jan 4 | MASL |  | Utica City FC | vs  | | 3:00PM EST | Preview Tickets | RS | TU Arena |
| 29 | Sat Jan 10 | MASL |  | San Diego Sockers | vs  | | 6:00PM EST | Preview Tickets | RS | TU Arena |
| 36 | Sun Jan 18 | MASL |  | Utica City FC | vs  | | 12:00PM EST | Preview Tickets | RS | TU Arena |
| 39 | Mon Jan 19 | MASL |  | Baltimore Blast | vs  | | 3:00PM EST | Preview Tickets | RS | Adirondack Bank Center |
| 41 | Sat Jan 24 | MASL |  | San Diego Sockers | vs  | | 6:00PM EST | Preview Tickets | RS | TU Arena |
| 49 | Sun Feb 1 | MASL |  | Empire Strykers | vs  | | 3:00PM EST | Preview Tickets | RS | TU Arena |
| 55 | Sat Feb 14 | MASL |  | St. Louis Ambush | vs  | | 4:00PM EST | Preview Tickets | RS | TU Arena |
| 57 | Sun Feb 15 | MASL |  | Baltimore Blast | vs  | | 3:00PM EST | Preview Tickets | RS | Adirondack Bank Center |
| 62 | Thu Feb 19 | MASL |  | Baltimore Blast | vs  | | 9:35PM EST | Preview Tickets | RS | Toyota Arena |
| 63 | Sat Feb 21 | MASL |  | Milwaukee Wave | vs  | | 6:00PM EST | Preview Tickets | RS | TU Arena |
| 70 | Fri Feb 27 | MASL |  | Baltimore Blast | vs  | | 8:05PM EST | Preview Tickets | RS | The Family Arena |
| 72 | Sun Mar 1 | MASL |  | Baltimore Blast | vs  | | 3:05PM EST | Preview Tickets | RS | The Family Arena |
| 74 | Fri Mar 6 | MASL |  | Utica City FC | vs  | | 7:30PM EST | Preview Tickets | RS | TU Arena |
| 78 | Sun Mar 8 | MASL |  | Baltimore Blast | vs  | | 6:00PM EDT | Preview Tickets | RS | Frontwave Arena |
| 80 | Sat Mar 14 | MASL |  | Tacoma Stars | vs  | | 6:00PM EDT | Preview Tickets | RS | TU Arena |
| 86 | Sat Mar 21 | MASL |  | Baltimore Blast | vs  | | 7:05PM EDT | Preview Tickets | RS | Cable Dahmer Arena |
| 89 | Sun Mar 22 | MASL |  | Baltimore Blast | vs  | | 4:05PM EDT | Preview Tickets | RS | UW-Milwaukee Panther Arena |
| 93 | Sat Mar 28 | MASL |  | Tacoma Stars | vs  | | 6:00PM EDT | Preview Tickets | RS | TU Arena |

Away
Milwaukee
Wave

Dec 7, 2025 at 3:00pm PST
Frontwave Arena
8 - 4
FINAL

Home
San Diego
Sockers

[PREVIEW](#) [SUMMARY](#) [TEAM STATS](#) [PLAY BY PLAY](#) [GAMESHEET](#)

SUMMARY

GAMESHEET

| SCORING | | | | | | SHOTS | | | | | |
|-------------------|-----|-----|-----|-----|---|-------------------|-----|-----|-----|-----|----|
| Team | 1st | 2nd | 3rd | 4th | T | Team | 1st | 2nd | 3rd | 4th | T |
| Milwaukee Wave | 1 | 4 | 0 | 3 | 8 | Milwaukee Wave | 5 | 6 | 4 | 8 | 23 |
| San Diego Sockers | 2 | 2 | 0 | 0 | 4 | San Diego Sockers | 4 | 10 | 4 | 6 | 24 |

3 STARS

1ST STAR
Alex Steinwascher
G: 2 A: 0 PTS: 2
 Milwaukee Wave

2ND STAR
Oscar Flores
G: 2 A: 0 PTS: 2
 Milwaukee Wave

3RD STAR
Ricardo Carvalho
G: 2 A: 0 PTS: 2
 Milwaukee Wave

Away
Milwaukee
Wave

Dec 12, 2025 at 8:00pm EST
Cable Dahmer Arena
9 - 6
FINAL

Home
Kansas City
Comets

[PREVIEW](#) [SUMMARY](#) [TEAM STATS](#) [PLAY BY PLAY](#) [GAMESHEET](#)

SUMMARY

GAMESHEET

| SCORING | | | | | | SHOTS | | | | | |
|--------------------|-----|-----|-----|-----|---|--------------------|-----|-----|-----|-----|----|
| Team | 1st | 2nd | 3rd | 4th | T | Team | 1st | 2nd | 3rd | 4th | T |
| Milwaukee Wave | 1 | 2 | 4 | 2 | 9 | Milwaukee Wave | 10 | 15 | 9 | 6 | 40 |
| Kansas City Comets | 1 | 2 | 1 | 2 | 6 | Kansas City Comets | 5 | 5 | 10 | 9 | 29 |

3 STARS

1ST STAR
Alex Sanchez
G: 3 A: 0 PTS: 3
 Milwaukee Wave

2ND STAR
Mario Alvarez
G: 2 A: 0 PTS: 2
 Milwaukee Wave

3RD STAR
Zach Reget
G: 1 A: 1 PTS: 2
 Kansas City Comets

Away
Milwaukee
Wave

Dec 14, 2025 at 3:05pm EST
The Family Arena
6 - 7
FINAL OT

Home
St. Louis
Ambush

[PREVIEW](#) [SUMMARY](#) [TEAM STATS](#) [PLAY BY PLAY](#) [GAMESHEET](#)

SUMMARY

GAMESHEET

| SCORING | | | | | | | SHOTS | | | | | | |
|------------------|-----|-----|-----|-----|----|---|------------------|-----|-----|-----|-----|----|----|
| Team | 1st | 2nd | 3rd | 4th | OT | T | Team | 1st | 2nd | 3rd | 4th | OT | T |
| Milwaukee Wave | 1 | 2 | 2 | 1 | 0 | 6 | Milwaukee Wave | 7 | 5 | 4 | 7 | 0 | 23 |
| St. Louis Ambush | 2 | 1 | 1 | 2 | 1 | 7 | St. Louis Ambush | 5 | 2 | 9 | 4 | 1 | 21 |

3 STARS

1ST STAR
Daniel Torrealba
G: 2 A: 0 PTS: 2
 St. Louis Ambush

2ND STAR
Jeff Michaud
G: 1 A: 1 PTS: 2
 St. Louis Ambush

3RD STAR
Ian Bennett
G: 3 A: 0 PTS: 3
 Milwaukee Wave

| Shots | 1 | 2 | 3 | 4 | T | Goals | | | | 1st Star | 2nd Star | 3rd Star |
|-------|---|----|---|---|----|--------------------------|--|--|--|-------------------|--------------|------------------|
| Away | 5 | 6 | 4 | 8 | 23 | Away - Milwaukee Wave | | | | Alex Steinwascher | Oscar Flores | Ricardo Carvalho |
| Home | 4 | 10 | 4 | 6 | 24 | Home - San Diego Sockers | | | | Wave | Wave | Wave |

Home - San Diego Sockers

Away - Milwaukee Wave

| Roster | | | | | | Goals | | | | | | Roster | | | | | |
|--------|----------------------|-----|-----|------|-------|-------|--|----------|-----|------|-------|--------|----|----------------------|----|---------------------|-----|
| # | Name | Pos | Per | Time | G | A1 | A2 | Strength | Per | Time | G | A1 | A2 | Strength | # | Name | Pos |
| 1 | Chris Toth | G | 1 | 1 | 04:06 | 21 | 13 | ES | 1 | 1 | 05:30 | 44 | 10 | ES | 6 | Shawn Azuceta | M |
| 2 | Ben Ramin | D | 2 | 1 | 10:54 | 8 | 25 | ES | 2 | 2 | 02:55 | 16 | 23 | ES | 7 | Ricardo Carvalho | F |
| 8 | Drew Ruggles | D | 3 | 2 | 10:02 | 25 | 21 | PP | 3 | 2 | 06:30 | 7 | 23 | ES | 9 | Derek Huffman | F |
| 9 | Tavoy Morgan | F | 4 | 2 | 12:45 | 21 | 9 | ES | 4 | 2 | 10:57 | 26 | | ES | 10 | Mario Alvarez | D |
| 13 | Sebastian Mendez | M | | | | | | | 5 | 2 | 11:43 | 23 | 99 | ES | 15 | Cesar Correa | M |
| 20 | Gabriel Costa | F | | | | | | | 6 | 4 | 00:13 | 7 | | PP | 16 | Oscar Flores | F |
| 21 | Charlie Gonzalez | M | 1 | 3 | 13:17 | 91 | Holding (Blue Card) | 02:00 | 7 | 4 | 07:35 | 16 | 80 | ES | 20 | Tony Walls | D |
| 23 | Taylor Walter Bond | F | 2 | 4 | 00:13 | 13 | Contact above the shoulder/elbow (Blue Card) | 02:00 | 8 | 4 | 09:09 | 44 | 15 | ES (EN) | 23 | Max Ludwig | M |
| 25 | Keko Gontán | F/M | | | | | | | | | | | | | 24 | Max Ferdinand | F |
| 27 | Boris Pardo | G | 3 | 4 | 14:11 | 91 | Kicking (Blue Card) | 02:00 | | | | | | | 26 | Ian Bennett - C | F |
| 29 | Cesar Cerda | D | | | | | | | 1 | 2 | 09:13 | 20 | | Tripping (Blue Card) | 30 | Gerardo Perez | G |
| 30 | Jose "Bebe" Gonzalez | D | | | | | | | | | | | | | 33 | William Barahene | G |
| 31 | Mitchell Cardenas | D | | | | | | | | | | | | | 44 | Alex Steinwascher | M |
| 33 | Marcel Roknipoor | M | | | | | | | | | | | | | 80 | Alex Sanchez | M |
| 37 | Kraig Chiles - C | F | | | | | | | | | | | | | 97 | Javier Steinwascher | M |
| 91 | Jesus Pacheco | M | | | | | | | | | | | | | 99 | Andre Hayne | F |

| HC | Phil Salvagio (Head Coach) | AT | Ricardo Vidal (Athletic Trainer) |
|-----|----------------------------------|----|----------------------------------|
| AC | Chiley Luna (Assistant Coach/GM) | HC | Marcio Leite (Head Coach) |
| AC | Rene Ortiz (Assistant Coach) | | |
| ATC | Paul Savage (Athletic Trainer) | | |
| AC | Gus Castaneda (Assistant Coach) | | |

| Penalties | | | | | |
|-----------|------|-------|------------|--|-------|
| Per | Time | # | Infraction | Min | |
| 1 | 3 | 13:17 | 91 | Holding (Blue Card) | 02:00 |
| 2 | 4 | 00:13 | 13 | Contact above the shoulder/elbow (Blue Card) | 02:00 |
| 3 | 4 | 14:11 | 91 | Kicking (Blue Card) | 02:00 |

| Penalties | | | | | |
|-----------|------|-------|------------|----------------------|-------|
| Per | Time | # | Infraction | Min | |
| 1 | 2 | 09:13 | 20 | Tripping (Blue Card) | 02:00 |

| Goalkeeper Saves | | | | Goalkeeper Saves | | | |
|------------------|-------|-------|----|------------------|-------|-------|----|
| # | MP | Saves | SA | # | MP | Saves | SA |
| 1 | 00:00 | 0 | 0 | 30 | 00:00 | 0 | 0 |
| 27 | 54:07 | 13 | 20 | 33 | 60:00 | 10 | 14 |

| 2017-2018 Season | | | | | | | | | | | |
|------------------|----|----|----|---------------|----|---------------------------|---|---|---|---|---|
| Shots | | | | | | Goals | | | | | |
| Shots | 1 | 2 | 3 | 4 | T | | | | | | |
| Away | 10 | 15 | 9 | 6 | 40 | Away - Milwaukee Wave | 1 | 2 | 4 | 2 | 9 |
| Home | 5 | 5 | 10 | 9 | 29 | Home - Kansas City Comets | 1 | 2 | 1 | 2 | 6 |
| 2018-2019 Season | | | | | | | | | | | |
| 1st Star | | | | 2nd Star | | 3rd Star | | | | | |
| Alex Sanchez | | | | Mario Alvarez | | Zach Regget | | | | | |
| Wave | | | | Wave | | Comets | | | | | |

| | |
|---------------------------|-----------------------|
| Home - Kansas City Comets | Away - Milwaukee Wave |
|---------------------------|-----------------------|

| Roster | | | | | | | | | Goals | | | | | | | | | Goals | | | | | | | | | Roster | | | | | | | | |
|--------|------------------|-----|-----|-------|----|----|----|----------|-------|-------|----|----|----|----------|----|------------------|-----|-------|--|--|--|--|--|--|--|--|--------|--|--|--|--|--|--|--|--|
| # | Name | Pos | Per | Time | G | A1 | A2 | Strength | Per | Time | G | A1 | A2 | Strength | # | Name | Pos | | | | | | | | | | | | | | | | | | |
| 4 | Chad Vandegriffe | D | 1 | 04:17 | 23 | 8 | | ES | 1 | 08:25 | 80 | | | ES | 6 | Shawn Azcueta | M | | | | | | | | | | | | | | | | | | |
| 5 | Ramone Palmer | F | 2 | 07:12 | 26 | 4 | | SH | 2 | 09:37 | 80 | 20 | | ES | 7 | Ricardo Carvalho | F | | | | | | | | | | | | | | | | | | |
| 6 | Guerrero Pino | D | 3 | 08:38 | 8 | 7 | | ES | 3 | 14:19 | 24 | 44 | | ES | 9 | Derek Huffman | F | | | | | | | | | | | | | | | | | | |
| 7 | Dominic Francis | F | 4 | 02:48 | 26 | 17 | | ES | 4 | 00:48 | 10 | 16 | | ES | 10 | Mario Alvarez | D | | | | | | | | | | | | | | | | | | |
| 8 | Zach Reget | F | 5 | 04:17 | 17 | 24 | | ES | 5 | 01:22 | 6 | 23 | | ES | 15 | Cesar Correa | M | | | | | | | | | | | | | | | | | | |
| 10 | Lucas Sousa | M | 6 | 06:13 | 7 | | | | 6 | 07:27 | 7 | | | ES | 16 | Oscar Flores | F | | | | | | | | | | | | | | | | | | |

| | | | | | | | | | | | | | | | | | | |
|----|--------------------|---|-----------|------|-------|------------|---|-------|-----------|--------------------|-------|------------|---------|----|-------------------|----|-----------------|---|
| 11 | Lesia Theisane | D | Penalties | | | | | 7 | 3 | 14:31 | 10 | | ES | 20 | Tony Walls | D | | |
| 16 | Henry Ramirez | M | Per | Time | # | Infraction | Min | 8 | 4 | 04:08 | 80 | 7 | ES | 23 | Max Ludwig | M | | |
| 17 | Leonardo Acosta | M | 1 | 2 | 03:25 | 31 | Holding (Blue Card) | 02:00 | 9 | 4 | 14:20 | 97 | ES (EN) | 24 | Max Ferdinand | F | | |
| 23 | Ignacio Flores | D | 2 | 2 | 06:08 | 11 | Holding (Blue Card) | 02:00 | Penalties | | | | | | | 26 | Ian Bennett - C | F |
| 24 | Stefan Mijatovic | D | 3 | 3 | 06:31 | 6 | Delay of game violation (Yellow Card) | 05:00 | Per | Time | # | Infraction | Min | 30 | Gerardo Perez | G | | |
| 26 | Rian Marques | F | 1 | 2 | 03:25 | 9 | Violent conduct or serious foul play (Red Card w/ Power Play) | 02:00 | 33 | William Banahene | G | | | 44 | Alex Steinwascher | M | | |
| 29 | Michael Lennis | M | 4 | 4 | 10:22 | 26 | Kicking (Blue Card) | 02:00 | 40 | Michael Lennis | M | | | 48 | Michael Lennis | M | | |
| 31 | Christian Anderaos | M | 5 | 4 | 10:59 | 31 | Dissent (Yellow Card) | 05:00 | 49 | Christian Anderaos | M | | | 80 | Alex Sanchez | M | | |

| | | | | | | | | | | | |
|----|-----------------|---|---|---|-------|----|---------------------------|-------|----|---------------------|---|
| 36 | Julio Coronado | G | 2 | 4 | 06:07 | 16 | Irripping (Blue Card) | 02:00 | 97 | Javier Steinwascher | M |
| 99 | Philipp Ejimadu | G | 3 | 4 | 07:58 | 20 | Holding (Blue Card) | 02:00 | 99 | André Hayne | F |
| | | | 4 | 4 | 10:22 | 15 | Illegentemanlike conduct† | 02:00 | | | |

| | | | | | | | | | | |
|----|-----------------------------------|--|---|---|-------|----|-------------------------------------|-------|----|---------------------------------------|
| SS | Stefan Stokic (Head Coach) | | 4 | 4 | 10.22 | 13 | Unsportsmanlike Conduct (Blue Card) | 02.00 | HC | Marcio Leite (Head Coach) |
| MC | Michael Clayton (Assistant Coach) | | | | | | | | AC | Jonathan Greenfield (Assistant Coach) |
| MG | Matt Gordon (Assistant Coach) | | | | | | | | AT | Ricardo Vidal (Athletic Trainer) |

| | |
|----|----------------------------------|
| KM | Kenny Mayer (Assistant GK Coach) |
| AO | Austin Odwyer (Athletic Trainer) |

| Goalkeeper Saves | | | |
|------------------|-------|-------|----|
| # | MP | Saves | SA |
| 36 | 00:00 | 0 | 0 |
| 99 | 56:51 | 16 | 24 |

| Goalkeeper Saves | | | |
|------------------|-------|-------|----|
| # | MP | Saves | SA |
| 30 | 00:00 | 0 | 0 |
| 33 | 60:00 | 12 | 17 |

| Shots | 1 | 2 | 3 | 4 | OT | T | Goals | | | 1st Star | 2nd Star | 3rd Star |
|-------|---|---|---|---|----|----|-------------------------|--|--|------------------|--------------|-------------|
| Away | 7 | 5 | 4 | 7 | 0 | 23 | Away - Milwaukee Wave | | | Daniel Torrealba | Jeff Michaud | Ian Bennett |
| Home | 5 | 2 | 9 | 4 | 1 | 21 | Home - St. Louis Ambush | | | Ambush | Ambush | Wave |

| Home - St. Louis Ambush | | | | | | | | | | | | |
|-------------------------|--|--|--|--|--|--|--|--|--|--|--|--|
| Away - Milwaukee Wave | | | | | | | | | | | | |

| Roster | | | Goals | | | | | |
|--------|-------------------|-----|-------|-----------|----|----|----|----------|
| # | Name | Pos | Per | Time | G | A1 | A2 | Strength |
| 2 | Triston Austin | F | 1 | 1 03:22 | 26 | 12 | | ES |
| 3 | Christian Briggs | D | 2 | 1 04:25 | 88 | 5 | | ES |
| 5 | Robert Williamson | D | 3 | 2 10:29 | 14 | 23 | | ES |
| 8 | Larsen Rogers | M | 4 | 3 06:18 | 19 | 88 | | ES |
| 10 | Lucas Almeida | M | 5 | 4 01:32 | 26 | 91 | | ES |
| 12 | Mario Falsone | F | 6 | 4 09:29 | 93 | 12 | | ES |
| 14 | William Eskay | M | 7 | OT1 01:35 | 19 | 93 | | ES |

| Goals | | | | | | Penalties | | | |
|-------|------|-------|------------|---------------------------------|--|-----------|--|--|--|
| Per | Time | # | Infraction | | | Min | | | |
| 1 | 1 | 00:59 | 12 | Too Many Men (Blue Card - Team) | | 02:00 | | | |

| Roster | | | |
|--------|---------------------------------------|--|-----|
| # | Name | | Pos |
| 6 | Shawn Azcueta | | M |
| 7 | Ricardo Carvalho | | F |
| 10 | Mario Alvarez | | D |
| 12 | Stuart Grable | | D |
| 14 | Mike Howell | | D |
| 15 | Cesar Correa | | M |
| 16 | Oscar Flores | | F |
| 20 | Tony Walls | | D |
| 23 | Max Ludwig | | M |
| 24 | Max Ferdinand | | F |
| 26 | Ian Bennett - C | | F |
| 30 | Gerardo Perez | | G |
| 33 | William Banahene | | G |
| 44 | Alex Steinwascher | | M |
| 80 | Alex Sanchez | | M |
| 97 | Javier Steinwascher | | M |
| AC | Jonathan Greenfield (Assistant Coach) | | |
| HC | Marcio Leite (Head Coach) | | |
| AT | Ricardo Vidal (Athletic Trainer) | | |
| S | Andre Heyne (Staff) | | |

| Goalkeeper Saves | | | | Goalkeeper Saves | | | |
|------------------|--|-------|-------|------------------|--|-------|-------|
| # | | MP | Saves | # | | MP | Saves |
| 17 | | 61:35 | 12 | | | 30 | 1 |
| 99 | | 00:00 | 0 | | | 33 | 9 |
| | | | | | | 05:31 | 1 |
| | | | | | | 56:04 | 16 |