



GAME NOTES for EMPIRE STRYKERS vs. MILWAUKEE WAVE Thursday, April 2, 2026



Major Arena Soccer League (MASL) Quarterfinals

Match Facts

Thursday, April 2, 2026 - 6:35 p.m. PT - Toyota Arena (Ontario, Calif.)

Broadcast Information

The English-language live video broadcast will reach U.S. and international audiences via MASL+, the MASL's YouTube channel, Creator Sports Network (CSN), Unbeaten Channel, National Soccer Network (NSN) and SLVR, with several of the platforms making the action available on demand as well. It will also be carried live in English by FOX Sports Radio 1270AM. The Spanish-language live video broadcast will air exclusively in Mexico via the FOX Sports lineup of channels and outside of Mexico via the MASL's YouTube channel.

Team Records (Regular Season)

Empire: 12-11-1 (wins-losses-overtime/shootout losses; 6th in MASL standings; 33 points; +6 goals)

Milwaukee: 15-7-2 (wins-losses-overtime/shootout losses; 3rd in MASL standings; 43 points; +36 goals)

Points Leaders (Regular Season)

Empire: Justin Stinson (27), Mounir Alami (25)

Milwaukee: Alex Sanchez (49; 2nd in MASL), Mario Alvarez (42; tied for 6th in MASL), Alex Steinwascher (40; 8th in MASL)

Leading Goalscorers (Regular Season)

Empire: Mounir Alami, Justin Stinson (15 each)

Milwaukee: Alex Sanchez (32; 1st in MASL), Oscar Flores (26; 5th in MASL), Mario Alvarez, Alex Steinwascher (21 each; tied for 8th in MASL)

Assists Leaders (Regular Season)

Empire: Robert Palmer (14), Justin Stinson (12)

Milwaukee: Mario Alvarez (21; 4th in MASL), Alex Steinwascher (19; tied for 5th in MASL), Alex Sanchez (17; tied for 8th in MASL), Max Ferdinand (16; tied for 10th in MASL)



Points-per-Game Leaders (Regular Season)

Empire: Mounir Alami (1.19 in 21 games), Justin Stinson (1.13 in 24 games)

Milwaukee: Alex Sanchez (2.04 in 24 games; 2nd in MASL), Mario Alvarez (1.83 in 23 games; tied for 4th in MASL), Alex Steinwascher (1.67 in 24 games; tied for 8th in MASL), Ricardo Carvalho (1.67 in 12 games; tied for 8th in MASL)

Leading Power Play Goalscorers (Regular Season)

Empire: Ant Powell (2; tied for 8th in MASL), Robert Palmer, Marco Fabián, Barbaro Shelier, Zakhar Shkidchenko (1 each)

Milwaukee: Andre Hayne, Ricardo Carvalho (3 each; tied for 4th in MASL), Mario Alvarez, Oscar Flores (2, tied for 9th in MASL)

Leading Short-Handed Goalscorers (Regular Season)

Empire: Alan Perez (2; tied for 1st in MASL)

Milwaukee: Alex Steinwascher (1; tied for 3rd in MASL)

Blocks Leaders (Regular Season)

Empire: Robert Palmer (45; 3rd in MASL), Filipe Dutra (21)

Milwaukee: Shawn Azcueta (33; tied for 4th in MASL), Alex Steinwascher (25)

Goalkeepers (Regular Season)

Goals-Against-Average

Empire: Brandon Gomez (4.71 in 13 games/~421 mins; not eligible for MASL leaderboard since too few mins played), Brian Orozco (4.98 in 19 games/~868 mins; 3rd in MASL)

Milwaukee: Gerardo Perez (5.52 in 14 games/~413 mins), William Banahene (6.18 in 22 games/~1,029 mins)

Save Percentage

Empire: Brian Orozco (69.8% in 19 games/~868 mins), Brandon Gomez (64.5% in 13 games/~421 mins)

Milwaukee: William Banahene (67.2% in 22 games/~1,029 mins), Gerardo Perez (63.1% in 14 games/~413 mins)

Total Saves

Empire: Brian Orozco (155), Brandon Gomez (60)

Milwaukee: William Banahene (213), Gerardo Perez (65)

Goals & Assists

Empire: Brian Orozco (3 goals & 5 assists in 19 games/~868 mins), Brandon Gomez (1 goal & 2 assists in 13 games/~421 mins)

Milwaukee: Gerardo Perez (7 goals & 1 assist in 14 games/~413 mins), William Banahene (1 assist in 22 games/~1,029 mins)

Points per Game

Empire: Brian Orozco (0.42 in 19 games), Brandon Gomez (0.23 in 13 games)

Milwaukee: Gerardo Perez (0.57 in 14 games), William Banahene (0.05 in 22 games)

Minutes per Point

Empire: Brian Orozco (~109), Brandon Gomez (~140)

Milwaukee: Gerardo Perez (~52), William Banahene (~1,029)



Series History

Thursday's clash marks only the seventh ever meeting between the two teams. All six contests thus far have been part of regular season play, with Empire leading the all-time series 4-2. None of the previous encounters have been decided in overtime or a shootout. Milwaukee defeated the Ontario Fury (today's Empire Strykers) in 2014-15, both MASL founding members' second campaign in the league, followed by a Fury victory in 2019-20. Having again downed the visiting Wave in 2024-25 (by a 10-7 final score), the Strykers then fell 3-1 away in this season's series opener on December 31, followed by an 8-7 home win in mid-February. Empire's subsequent 6-3 road victory at Milwaukee in mid-March saw the Californians claim the series 2-1.

Where We Stand

Entering their home-and-away series with the Wave as underdogs on paper, the Strykers are poised for an upset, as they are coming off three consecutive victories, including a 5-3 win at Utica on March 22 and this past Sunday's 5-4 overtime nailbiter over visiting St. Louis. In Thursday's quarterfinal opening leg, which marks Empire's first home game in the knockout rounds since 2021, Interim Head Coach Robert Palmer's men aim to set the tone for what they hope will be a deep playoff run. The second leg will take place in Wisconsin on Monday. A 15-minute mini game will determine who advances in the event of each team finishing the series with one win. The Strykers are competing in their second consecutive postseason.

In Milwaukee, the Southern Californians face an opponent who narrowly missed out on a first-round bye, having placed third in a three-way photo finish for first place, despite closing out the regular season with three straight home wins after a 6-3 loss to visiting Empire on March 15. In its most recent two matches, first-year Head Coach Marcio Leite's squad edged out Baltimore 10-9 in overtime before defeating Utica 11-7. The Wave, which continues its proud tradition of never having missed the playoffs in the MASL's 13-year history, lifted the championship trophy at the conclusion of the 2018-19 campaign.

Strykers Availability Report

Out: None

Doubtful: Lucas Ramalho (upper leg)

Questionable: None

Probable: Walter Díaz González (upper leg)

Suspensions: None

Match Preview

(from March 31, 2026)

In-Form Empire Gears Up for Home Playoff Clash with Wave

Interim Head Coach Palmer: "I believe we're prepared"

Ontario, Calif. — The Empire Strykers take on the Milwaukee Wave at Ontario's Toyota Arena this coming Thursday, aiming to set the tone for what they hope will be a deep run in the Major Arena Soccer League (MASL) playoffs. Entering their home-and-away series with the Wave as underdogs on paper, the Strykers are poised for an upset, as they are coming off three consecutive victories, including Sunday's dramatic overtime win over the visiting St. Louis Ambush in front of a record-breaking crowd.

12-11-1 (wins-losses-overtime/shootout losses) Empire, which boasts Mexican star and two-time FIFA World Cup veteran Marco Fabián, faces 13-6-5 Milwaukee on Thursday, April 2, at 6:35 p.m. PT, in the club's first postseason home game since 2021.

The second leg will take place in Wisconsin on Monday. A 15-minute mini game will determine who advances in the event of each team finishing the series with one win.

The English-language live video broadcast of Thursday's clash will reach U.S. and international audiences via MASL+, the MASL's YouTube channel, Creator Sports Network (CSN), Unbeaten Channel, National Soccer Network (NSN) and SLVR, with several of the platforms making the action available on demand as well. It will also be carried



in English by FOX Sports Radio 1270AM. The Spanish-language live video broadcast will air exclusively in Mexico via the FOX Sports lineup of channels and outside of Mexico via the MASL's YouTube channel.

In their regular season finale against St. Louis, the Strykers trailed three times before taking their first lead and ultimately recording their fourth 5-4 overtime victory of the 2025-26 campaign. The side led by Interim Head Coach and team captain Robert Palmer recorded a new all-time highest attendance in franchise history as well as the highest attendance around the entire MASL thus far this season. Empire forward Barbaro Shelier and Ambush defender Robert Williamson each earned a goal and an assist in the game.

Defender Palmer was at the center of a key moment in the opening quarter, as a wild swing with his arm caught Ozzy Santana in the head and brought about a penalty kick that was powered home by Mehrshad Ahmadi for 1-0.

"A lot of times, the team plays based on what the person at the helm puts out — whether they're calm and cool or very erratic," said a self-critical Robert Palmer in recounting the incident. "My emotions took over during that moment. I wasn't being smart and got into it with the ref. I was more of a player than the coach at that moment, and it trickled down to the whole team."

The Jamaican continued, "I'm glad we showed the resilience to keep bouncing back. It showed me that the guys have that fighting spirit and never give up. We have several attacking players who can make things happen if we avoid being multiple goals down. We did that against a gritty team like St. Louis, which is a really good sign before a knockout game."

Strykers legend Justin Stinson not only finished the regular season topping the roster in points (27) and jointly with Mounir Alami in goals (15 each) but also ranking second in assists (12) and in points per game (1.13 in 24 games). First place in points per game was claimed by Alami (1.19 in 21 games), who was also second in points (25). Alan Perez tied for the league lead in short-handed goals (2), and his teammate Ant Powell tied for eighth in power play goals (2).

Backline anchor and new Interim Head Coach Palmer has once again been a key contributor on both defense and offense. The veteran not only finished third league-wide in blocks (45) but also topped his side in assists (14). Second place in blocks on the Strykers was claimed by MASL rookie Filipe Dutra (21).

Like Palmer, backstop Brian Orozco has been a key figure beyond his core responsibilities. In addition to sitting third in the league in goals-against average (5.06 in 18 games/~806 mins), the 24-year-old Orozco has earned three netters and five assists for a remarkable 0.42 points per game. On average, he has recorded one point for roughly every 109 minutes spent on the field. Meanwhile, fellow 'keeper Brandon Gomez boasts an even better goals-against average than Orozco (4.71 in 13 games/~421 mins) but is ineligible for the MASL leaderboard because he has logged too few minutes.

In Milwaukee, Empire faces an opponent who narrowly missed out on a first-round bye, having placed third in a three-way photo finish for first place, despite closing out the regular season with three straight home wins after a 6-3 loss to visiting Empire on March 15. In their most recent two matches, first-year Head Coach Marcio Leite's men edged out Baltimore 10-9 in overtime before defeating Utica City FC 11-7. By reaching the elimination stages, the Wave continues its proud tradition of never having missed the playoffs in the MASL's 13-year history. Milwaukee lifted the championship trophy at the conclusion of the 2018-19 campaign.

The Wave's matchup with the Strykers, who downed host Utica 5-3 prior to the win over St. Louis, marks only the seventh ever meeting between the two teams. All six contests thus far have been part of regular season play, with Empire leading the all-time series 4-2. None of the previous meetings have been decided in overtime or a shootout.

Milwaukee defeated the Ontario Fury (today's Empire Strykers) in 2014-15, both MASL founding members' second campaign in the league, followed by a Fury victory in 2019-20. Having again downed the visiting Wave in 2024-25 (by a 10-7 final score), the Strykers then fell 3-1 away in this season's series opener on December 31, followed by an 8-7 home win in mid-February. Empire's subsequent 6-3 road victory at Milwaukee in mid-March, which saw the Californians claim the series 2-1, marked Robert Palmer's maiden match as player-coach.

"We had a game plan", said Palmer, "but it was my first time in charge, so we only briefly talked about it in a conference room the day before. Now, we get to actually practice that a bit more aggressively because we've been working on it in practice. I believe we're prepared."

Milwaukee had by far the greatest attacking output in 2025-26 but also gave up the fourth-most goals of all eight MASL clubs. A quartet of Wave players wreaked havoc in opposition halves throughout the regular season, with Alex Sanchez, Mario Alvarez, Alex Steinwascher and Oscar Flores each putting up outstanding numbers.

While Sanchez led the league in goals (42) and finished runner-up in points (27) and points per game (2.04 in 24 games) as well as tied for eighth in assists (17), Alvarez ranked fourth in assists (21) as well as tied for fourth in points per game (1.83 in 23 games), for sixth in points (42), jointly with Steinwascher for eighth in goals (21), and jointly with Flores for ninth in power play goals (2). Midfielder Steinwascher also claimed eighth in points (40) and



finished tied for fifth in assists (19) and for eighth in points per game (1.67 in 24 games), with Flores sitting fifth in goals (26).

Milwaukee received additional offensive contributions from Max Ferdinand, Ricardo Carvalho and Andre Hayne. While Ferdinand ranked tied for tenth in helpers (16), Carvalho was tied for eighth in points per game (1.67 in 12 games) and jointly with Hayne and others for fourth in power play goals (3).

Alex Steinwascher has been a major asset on both sides of the ball for the Wave, as his blocks total (33) saw him tied for fourth in the MASL. Shawn Azcueta had the second-most blocks (25) of all Milwaukee players.

Even the goalkeeper position has factored into the attack for Empire's next opponent. Up-and-comer Gerardo Perez bagged no fewer than seven goals during the regular season, along with one assist, making for a staggering points-per-game average of 0.57 (in 14 games/~413 mins). The 21-year-old boasts a point for roughly every 52 minutes spent on the turf.

"Milwaukee is well coached," said Strykers Interim Head Coach Palmer in concluding his remarks. "Marcio Leite is very experienced as a player and well respected. He has a clear idea of how he wants to play. For us, it's about making sure we fine-tune our game. That has to do with both offense and defense, and it affects everything from the run of play to set pieces, the special teams, the power play, and the sixth attacker. All the little things have to be right if you want to win a playoff game. We will do our very best to do so."

Most Recent Game

(from March 29, 2026)

Strykers Make History, Edge Out St. Louis 5-4 in OT

Men's third straight win follows Empire women's 4-2 loss to San Diego

Ontario, Calif. — The Empire Strykers made history and closed out their Major Arena Soccer League (MASL) regular season with a third consecutive victory on Sunday evening. The Southern Californians recorded their fourth 5-4 overtime win of the campaign — this time over the visiting St. Louis Ambush — while setting a new all-time franchise attendance record as well as an MASL-wide record for all of 2025-26, with 7,861 filling the stands at Toyota Arena. Empire forward Barbaro Shelier and Ambush defender Robert Williamson each earned a goal and an assist in the game.

Prior to Interim Head Coach Robert Palmer's men edging out St. Louis, a Strykers women's team fell 4-2 to a San Diego Sockers women's team in leg two of an elite exhibition series. The Sockers women, who last week prevailed 5-1 in their home leg, hoisted the MASL SoCal Women's Arena Cup.

Nearly two thirds of the way into the first quarter of the men's match, Empire's Steven Chávez found himself one on one with Paulo Nascimento. Texas native Chávez did well to beat the Ambush backstop, but only to see his attempted finish come off the inside of the left post. It would be the visitors finding the net at the other end, Mehrshad Ahmadi converting with power from the penalty spot. The golden chance had been brought on by an arm to the head of Ozzy Santana by Strykers captain and player-coach Palmer.

The home side leveled the match early in the second period, as Barbaro Shelier laid the ball off to Polo Hernandez, whose hard, first-time drive from the right found the bottom far-side corner for 1-1. However, the Ambush jumped back out on top less than three minutes from the break. On a sloppy turnover, backline anchor Williamson took control of the ball and drove into the opposition half before poking an unstoppable effort inside the left upright.

Empire again leveled the match very early in the third quarter, Jorge DeLeon making it 2-2 by blasting home the rebound after a deflected shot by Andy Reyes. The two sides remained tied until less than two minutes from the end of the period, at which point St. Louis star William Eskay put the visitors back in the lead through a piece of individual brilliance. Positioned on the right, the midfielder took a ball by Williamson down with his chest and volleyed it inside the far-side left post from a difficult angle.

The Strykers evened the score for a third time in the closing quarter. On a potential one on one, Abdul Mansaray was tripped up from behind by James Togbah, bringing about a shootout that was confidently converted by Justin Stinson for 3-3. The home crowd truly went into a frenzy when Barbaro Shelier gave Empire its first advantage of the encounter less than a minute later. Marco Fabián drove inside from the left and released a shot under pressure that seemed destined to miss wide right but was nodded home from the doorstep by his teammate, Shelier finally bagging his first goal for the Strykers since arriving from Utica in mid-February.



The drama kicked into high gear inside the final five minutes of regulation time, as the Ambush's Christian Briggs made it 4-4 to set up the golden goal period. Having been picked out by Daniel Torrealba, the Trinidad and Tobago native received the ball with his back to the goal and took a touch toward the left, followed by a quick turn and a thunderous shot that beat netminder Brian Orozco to his right.

Overtime lasted a mere 76 seconds. Kudus Lawal found himself with the ball in the left corner and smashed a clever helper off the end boards by near post, centering perfectly for Dayerson Graterol, who had little trouble tapping home from close range. The winner, which yielded the day's most boisterous celebration, sees Empire head into its quarterfinal matchup against Milwaukee with confidence and looking to extend its current win streak.

Previous Game

(from March 22, 2026)

Strykers Clinch Playoff Berth with 5-3 Win at Utica

Empire headed to second straight MASL knockout rounds

Ontario, Calif. — The Empire Strykers punched their 2025-26 Major Arena Soccer League (MASL) playoff ticket on Sunday afternoon, bagging their second straight away win under new Interim Head Coach Robert Palmer, who is also the team's captain and backline anchor. The Strykers improved to 11-11-1 (wins-losses-overtime/shootout losses) by defeating last-place Utica City FC 5-3 thanks to a dominant collective display that saw the Southern Californians finish with a 20-7 advantage in shots on target. Forward Mounir Alami earned a goal and two assists on the day.

After a long-distance strike into the net by Empire's Alan Perez was called back for an offensive foul, the visitors did take the lead late in the opening quarter, Alami pouncing on a defensive mistake by Utica's Geo Alves and smashing home from close range. Despite the Strykers having largely controlled the game up to that point, Utica drew level early in the second period. Stephan Teixeira put his technical skills on full display as he deftly poked the ball inside the near post from the left side of the area, Francesco Pagano recording the assist.

Just under five minutes from halftime, the Strykers reclaimed the lead through a memorable tally by Perez. Defender Palmer chipped the ball toward the back post from inside his own half, and Perez buried it by way of a spectacular first-time side volley that left netminder Brian Wilkin without a chance. Venezuelan Graterol then extended Empire's edge to 3-1 in the early stages of the third quarter. The MASL rookie picked up a pass by Alamo and cut inside from the left before sending a thunderbolt into the upper right corner from behind the yellow line.

The away side bagged its fourth just under halfway through the closing period, taking advantage of UCFC pushing goalkeeper Wilkin up into the attack. After the Rochester native was bumped off the ball near the Empire box, Alami cleverly used the boards to find Marco Fabián, who finished into the unguarded net from behind the midfield stripe. Former Utica attacker Issak Somow made it 5-1 moments later, as he ran on to a heads-up throw by Strykers backstop Brandon Gomez on the right, followed by a perfectly placed first-time hit that caught Wilkin by surprise and nestled inside the far post.

The hosts pulled two goals back late in the game, each time benefiting from fielding an additional attacker. First, Sergio Pinal's excellent pass picked out a wide-open Gordy Gurson for the easiest of finishes. Then, Jose Tavares punished an error by netminder Gomez, sending the ball into the open net to round out the final score at 5-3. In the end, the pair of tallies did little to dampen the visiting team's celebrations, as Empire is headed to its second consecutive knockout stages.



Recent Club News

(from March 19, 2026)

Empire Makes Strategic Changes to Continue Recent Momentum

Robert Palmer named Interim Head Coach while talks with Onua Obasi ongoing

Ontario, Calif. — The Empire Strykers announced today that team captain Robert Palmer has been named Interim Head Coach for the remainder of the 2025-26 Major Arena Soccer League (MASL) season. The move comes on the heels of the team showing a strong reaction and winning 6-3 at Milwaukee with Palmer serving as player-coach. The Strykers are also actively engaged in productive conversations with former Head Coach Onua Obasi about transitioning him into a new, high-level position within the organization.

Managing Partner Jeff Burum emphasized his deep respect for Obasi and optimism about the prospect of keeping the Englishman involved in a key role.

"We have nothing but the utmost appreciation for Onua, his expertise, and the incredibly hard work he has put into this club," said Burum. "He has been a tremendous leader for us, and we believe shifting his responsibilities will help take the Strykers to the next level. We've had very positive, forward-looking talks, and we're hopeful that we can continue working together in a way that allows us to benefit from everything Onua brings to the table."

Burum added that the decision to formally appoint Palmer reflects the team's performance against the Wave and a belief the MASL veteran was able to ignite among his teammates.

"In professional sports, sometimes a change — even a difficult and unconventional one — can shift the psychology of a group," he said. "It's not about one approach being better than another, but about creating a different energy that has come at the right time for us. We saw a positive, collective response at Milwaukee, and with a playoff berth on the line, we feel it's important to keep drawing on that momentum."

Onua Obasi expressed his fondness for the organization and his enthusiasm about remaining involved.

"It's been my honor coaching the Strykers, and I believe in the team I've helped put together," he said. "I understand that certain situations may call for unconventional measures, and I respect the decision. I'm grateful for the way the club has handled everything and for the open-minded exchange about how I can keep contributing in a meaningful way. The prospect of helping shape our future growth is very exciting."



Final MASL Regular Season Standings

| Rk | Team | GP | W | L | OT | Pts | RW | GF | GA | Diff | Home | Away | Streak |
|----|-----------------------|----|----|----|----|-----|----|-----|-----|------|-------|--------|--------|
| 1 | z- San Diego Sockers | 24 | 16 | 6 | 2 | 44 | 10 | 149 | 121 | +28 | 7-3-2 | 9-3-0 | W3 |
| 2 | x- Baltimore Blast | 24 | 14 | 7 | 3 | 43 | 12 | 164 | 141 | +23 | 8-3-1 | 6-4-2 | W1 |
| 3 | x- Milwaukee Wave | 24 | 15 | 7 | 2 | 43 | 11 | 180 | 144 | +36 | 9-3-0 | 6-4-2 | W3 |
| 4 | x- St. Louis Ambush | 24 | 13 | 5 | 6 | 42 | 10 | 134 | 117 | +17 | 7-3-2 | 6-2-4 | OTL1 |
| 5 | x- Kansas City Comets | 24 | 12 | 6 | 6 | 40 | 10 | 160 | 150 | +10 | 6-2-4 | 6-4-2 | OTL2 |
| 6 | x- Empire Strykers | 24 | 12 | 11 | 1 | 33 | 8 | 121 | 115 | +6 | 6-5-1 | 6-6-0 | W3 |
| 7 | o- Stars Tacoma Stars | 24 | 9 | 14 | 1 | 26 | 7 | 118 | 174 | -56 | 8-4-0 | 1-10-1 | L4 |
| 8 | o- Utica City FC | 24 | 5 | 15 | 4 | 17 | 3 | 124 | 188 | -64 | 3-6-3 | 2-9-1 | L4 |

POINTS > REGULATION WINS > WINS > HEAD TO HEAD (OLD) > GOAL DIFFERENTIAL > GOALS FOR > GOALS AGAINST

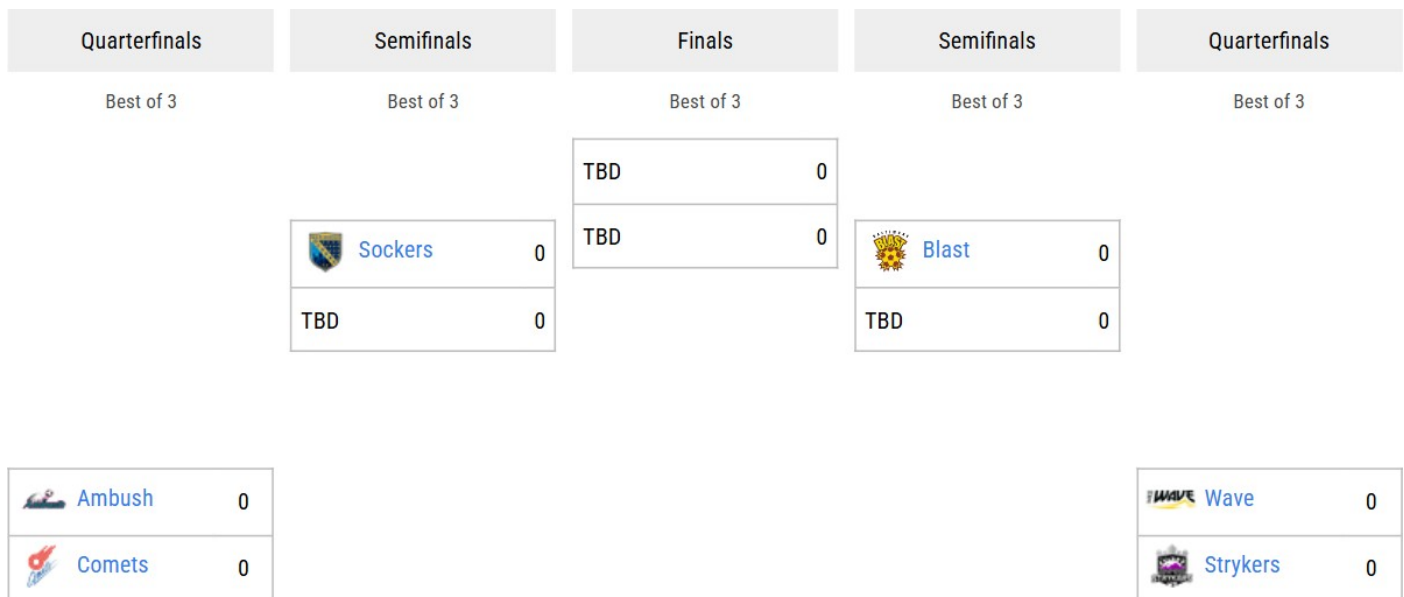
z - Clinched division / No. 1 in league

x - Clinched playoff spot

o - Eliminated from playoffs

Teams get 3 points for a Regulation Win, 2 points for an overtime/shootout Win, 1 point for an overtime/shootout loss.

MASL Playoff Bracket





2025-26 Empire Strykers Roster

Numerical

| Name | Position | # | Date of birth | Height | Citizenship |
|---------------------------|---------------------|----------|----------------------|---------------|--------------------|
| Brandon Gomez | Goalkeeper | 0 | February 13, 1996 | 5'10" | U.S. |
| Brian Orozco | Goalkeeper | 1 | October 15, 2001 | 5'10" | U.S. & Guatemala |
| Qudus Lawal | Forward | 3 | September 4, 1995 | 5'10" | Nigeria & U.S. |
| Mounir Alami | Forward | 5 | July 16, 1999 | 5'11" | Morocco |
| Cyro Oliveira | Midfielder-Defender | 6 | August 10, 1998 | 5'11" | Brazil |
| Jorge DeLeon | Midfielder | 7 | December 3, 1992 | 5'10" | U.S. |
| Leopoldo "Polo" Hernandez | Midfielder-Defender | 8 | June 16, 1999 | 6'0" | Mexico |
| Ant Powell | Forward | 9 | July 15, 1996 | 6'0" | U.S. |
| Justin Stinson | Midfielder | 10 | May 29, 1997 | 5'10" | U.S. |
| Barbaro Shelier | Forward | 11 | December 4, 1997 | 6'4" | Cuba |
| Dayerson Graterol | Midfielder | 14 | May 3, 2003 | 5'11" | Venezuela |
| Ben Suddeth | Defender | 16 | February 18, 2002 | 5'8" | U.S. |
| Walter Díaz González | Forward-Defender | 18 | March 18, 1996 | 6'2" | Cuba |
| Alan Perez | Defender-Midfielder | 20 | March 31, 1999 | 5'11" | U.S. |
| Andy Reyes | Midfielder-Defender | 21 | June 25, 1992 | 5'4" | U.S. & Mexico |
| Issak Somow | Midfielder-Defender | 24 | November 23, 1997 | 6'1" | Kenya & U.S. |
| Abdul Mansaray | Forward | 28 | November 20, 1996 | 6'0" | U.S. & England |
| Zahkar Shkidchenko | Forward | 30 | November 25, 2000 | 5'10" | Ukraine |
| Steven Chávez | Midfielder | 31 | October 2, 1996 | 5'7" | U.S. |
| Marco Fabián | Midfielder | 33 | July 21, 1989 | 5'7" | Mexico |
| Filipe Dutra | Defender | 44 | September 30, 1998 | 6'4" | Brazil |
| Antonio De La Torre | Midfielder-Defender | 47 | November 21, 1998 | 6'4" | U.S. |
| Robert "Berto" Palmer | Defender | 51 | January 15, 1989 | 5'10" | Jamaica |
| Lucas Ramalho | Midfielder | 70 | June 20, 2001 | 5'11" | Brazil & U.S. |
| Ali Somow | Midfielder | 99 | June 23, 2002 | 5'10" | U.S. |

Technical Staff

| | |
|-----------------------|------------------------------|
| Robert "Berto" Palmer | Interim Head Coach |
| Jesus "Chuy" Molina | Assistant & Goalkeeper Coach |
| Quenton Swift | Performance Coach |
| Daissy Zapiain | Head Athletic Trainer |
| Myo Set | Operations Support Manager |
| Jason Smith | Head Physical Therapist |
| Dr. Asghar Husain | Team Doctor |
| Dr. Kevin Parkes | Team Physician |

Alphabetical

| Name | Position | # | Date of birth | Height | Citizenship |
|---------------------|---------------------|----------|----------------------|---------------|--------------------|
| Mounir Alami | Forward | 5 | July 16, 1999 | 5'11" | Morocco |
| Steven Chávez | Midfielder | 31 | October 2, 1996 | 5'7" | U.S. |
| Antonio De La Torre | Midfielder-Defender | 47 | November 21, 1998 | 6'4" | U.S. |
| Jorge DeLeon | Midfielder | 7 | December 3, 1992 | 5'10" | U.S. |



MASL
MAJOR ARENA SOCCER LEAGUE

| | | | | | |
|---------------------------|---------------------|----|--------------------|-------|------------------|
| Walter Díaz González | Forward-Defender | 18 | March 18, 1996 | 6'2" | Cuba |
| Filipe Dutra | Defender | 44 | September 30, 1998 | 6'4" | Brazil |
| Dayerson Graterol | Midfielder | 14 | May 3, 2003 | 5'11" | Venezuela |
| Marco Fabián | Midfielder | 33 | July 21, 1989 | 5'7" | Mexico |
| Brandon Gomez | Goalkeeper | 0 | February 13, 1996 | 5'10" | U.S. |
| Leopoldo "Polo" Hernandez | Midfielder-Defender | 8 | June 16, 1999 | 6'0" | Mexico |
| Qudus Lawal | Forward | 3 | September 4, 1995 | 5'10" | Nigeria & U.S. |
| Abdul Mansaray | Forward | 28 | November 20, 1996 | 6'0" | U.S. & England |
| Cyro Oliveira | Midfielder-Defender | 6 | August 10, 1998 | 5'11" | Brazil |
| Brian Orozco | Goalkeeper | 1 | October 15, 2001 | 5'10" | U.S. & Guatemala |
| Robert "Berto" Palmer | Defender | 51 | January 15, 1989 | 5'10" | Jamaica |
| Alan Perez | Defender-Midfielder | 20 | March 31, 1999 | 5'11" | U.S. |
| Ant Powell | Forward | 9 | July 15, 1996 | 6'0" | U.S. |
| Lucas Ramalho | Midfielder | 70 | June 20, 2001 | 5'11" | Brazil & U.S. |
| Andy Reyes | Midfielder-Defender | 21 | June 25, 1992 | 5'4" | U.S. & Mexico |
| Barbaro Shelier | Forward | 11 | December 4, 1997 | 6'4" | Cuba |
| Zahkar Shkidchenko | Forward | 30 | November 25, 2000 | 5'10" | Ukraine |
| Ali Somow | Midfielder | 99 | June 23, 2002 | 5'10" | U.S. |
| Issak Somow | Midfielder-Defender | 24 | November 23, 1997 | 6'1" | Kenya & U.S. |
| Justin Stinson | Midfielder | 10 | May 29, 1997 | 5'10" | U.S. |
| Ben Suddeth | Defender | 16 | February 18, 2002 | 5'8" | U.S. |

Positional

| Name | Position | # | Date of birth | Height | Citizenship |
|---------------------------|---------------------|----------|----------------------|---------------|--------------------|
| Brandon Gomez | Goalkeeper | 0 | February 13, 1996 | 5'10" | U.S. |
| Brian Orozco | Goalkeeper | 1 | October 15, 2001 | 5'10" | U.S. & Guatemala |
| Ben Suddeth | Defender | 16 | February 18, 2002 | 5'8" | U.S. |
| Filipe Dutra | Defender | 44 | September 30, 1998 | 6'4" | Brazil |
| Robert "Berto" Palmer | Defender | 51 | January 15, 1989 | 5'10" | Jamaica |
| Alan Perez | Defender-Midfielder | 20 | March 31, 1999 | 5'11" | U.S. |
| Jorge DeLeon | Midfielder | 7 | December 3, 1992 | 5'10" | U.S. |
| Justin Stinson | Midfielder | 10 | May 29, 1997 | 5'10" | U.S. |
| Dayerson Graterol | Midfielder | 14 | May 3, 2003 | 5'11" | Venezuela |
| Steven Chávez | Midfielder | 31 | October 2, 1996 | 5'7" | U.S. |
| Marco Fabián | Midfielder | 33 | July 21, 1989 | 5'7" | Mexico |
| Lucas Ramalho | Midfielder | 70 | June 20, 2001 | 5'11" | Brazil & U.S. |
| Ali Somow | Midfielder | 99 | June 23, 2002 | 5'10" | U.S. |
| Cyro Oliveira | Midfielder-Defender | 6 | August 10, 1998 | 5'11" | Brazil |
| Leopoldo "Polo" Hernandez | Midfielder-Defender | 8 | June 16, 1999 | 6'0" | Mexico |
| Andy Reyes | Midfielder-Defender | 21 | June 25, 1992 | 5'4" | U.S. & Mexico |
| Issak Somow | Midfielder-Defender | 24 | November 23, 1997 | 6'1" | Kenya & U.S. |
| Antonio De La Torre | Midfielder-Defender | 47 | November 21, 1998 | 6'4" | U.S. |
| Qudus Lawal | Forward | 3 | September 4, 1995 | 5'10" | Nigeria & U.S. |
| Mounir Alami | Forward | 5 | July 16, 1999 | 5'11" | Morocco |
| Ant Powell | Forward | 9 | July 15, 1996 | 6'0" | U.S. |
| Barbaro Shelier | Forward | 11 | December 4, 1997 | 6'4" | Cuba |
| Zahkar Shkidchenko | Forward | 30 | November 25, 2000 | 5'10" | Ukraine |
| Abdul Mansaray | Forward | 28 | November 20, 1996 | 6'0" | U.S. & England |
| Walter Díaz González | Forward-Defender | 18 | March 18, 1996 | 6'2" | Cuba |



Pronunciation Guide

| | | |
|--|--|--|
| Mounir Alami Moo-NEER ah-LAH-mee | Steven Chávez STEE-vin CHAH-vez | Antonio De La Torre an-TOH-nee-oh deh lah TOH-reh |
| Jorge DeLeon JORJ deh-lay-OWN | Filipe Dutra fee-LEE-pay DOO-tra | Walter Díaz Gonzalez WAHL-ter DEE-ahs gon-ZAH-les |
| Dayerson Graterol DYE-er-suhn gra-te-ROHL | Marco Fabián MAHR-koh fah-bee-AHN | Brandon Gomez BRAN-dun GOH-mez |
| Leopoldo "Polo" Hernandez leh-oh-POHL-do POH-lo her-NAN-dez | Qudus Lawal KOO-doos lah-WAHL (second vowel in <i>Qudus</i> like <i>book</i> , not <i>goose</i>) | Abdul Mansaray ab-DOOL man-sa-RAY |
| Cyro Oliveira SEE-roh oh-lee-VEH-rah | Brian Orozco BRY-uhn oh-ROHZ-koh | Robert "Berto" Palmer ROH-bert BER-to PAHL-mer |
| Alan Perez AL-uhn peh-REZ | Ant Powell ANT POW-uhl | Lucas Ramalho LOO-cas ra-MAH-lo |
| Andy Reyes AN-dee RAY-es | Barbaro Shelier BAR-bah-roh sheh-lee-EHR | Zahkar Shkidchenko ZAH-kar shkid-CHEN-koh |
| Ali Somow AH-lee SOH-moh | Issak Somow EE-sahk SOH-moh | Justin Stinson JUH-stin STIN-suhn |
| Ben Suddeth BEN SUDD-eth | | |



Team Stats (Regular Season)

Field player abbreviations

Pos = Position; GP = Games Played; G = Goals; A = Assists; Pts = Points; PPGA = Points-per-Game Average; PIM = Penalty Minutes; GWG = Game-Winning Goals; S% = Scoring %; ShBl = Shots Blocked; PPG = Power Play Goals; SHG = Short-Handed Goals; Sh = Shots; F = Fouls; Blk = Blocked Opposition Shots; BC = Blue Cards; YC = Yellow Cards; RC = Red Cards

Goalkeeper abbreviations

GP = Games Played; GS = Games Started; W = Wins; L = Losses; OTL = Overtime Losses; SA = Shots Against; GA = Goals Against; GAA = Goals-Against Average; Sv = Saves; Sv% = Save %; SO = Shutouts; MP = Minutes Played; PIM = Penalty Minutes; G = Goals; A = Assists; BC = Blue Cards; YC = Yellow Cards

Empire Stats

STREAK GOALS FOR AVERAGE GOAL DIFFERENTIAL POWER PLAY % PENALTY KILL %
3w **5.0** **+6** **20%** **82%**

PLAYER STATS - REGULAR SEASON

| # | Name | Pos | GP | G | A | Pts | PPGA | PIM | GWG | S% | SB | PPG | SHG | Sh | F | BS | BC | YC | RC |
|----|---------------------------|-----|----|----|----|-----|------|-----|-----|------|----|-----|-----|-----|----|----|----|----|----|
| 10 | Justin Stinson | M | 24 | 15 | 12 | 27 | 1.1 | 4 | 2 | .134 | 46 | 0 | 0 | 112 | 36 | 8 | 2 | 0 | 0 |
| 5 | Mounir Alami | F | 21 | 15 | 10 | 25 | 1.2 | 0 | 2 | .283 | 7 | 0 | 0 | 53 | 30 | 8 | 3 | 0 | 0 |
| 20 | Alan Perez | M/D | 21 | 13 | 8 | 21 | 1.0 | 0 | 2 | .342 | 16 | 0 | 2 | 38 | 7 | 16 | 0 | 0 | 0 |
| 11 | Barbaro Shelier | F | 22 | 12 | 8 | 20 | 0.9 | 0 | 0 | .261 | 10 | 1 | 0 | 46 | 31 | 6 | 0 | 0 | 0 |
| 51 | Robert Palmer | D | 22 | 3 | 14 | 17 | 0.8 | 6 | 0 | .167 | 7 | 1 | 0 | 18 | 30 | 45 | 3 | 0 | 0 |
| 33 | Marco Fabián | M | 15 | 10 | 5 | 15 | 1.0 | 2 | 1 | .137 | 25 | 1 | 0 | 73 | 11 | 2 | 1 | 0 | 0 |
| 18 | Walter Díaz González | F | 14 | 8 | 5 | 13 | 0.9 | 2 | 1 | .178 | 15 | 0 | 0 | 45 | 17 | 2 | 2 | 0 | 0 |
| 31 | Steven Chavez | M | 21 | 7 | 6 | 13 | 0.6 | 2 | 1 | .333 | 5 | 0 | 0 | 21 | 18 | 6 | 1 | 1 | 0 |
| 99 | Ali Somow | M | 18 | 6 | 7 | 13 | 0.7 | 4 | 0 | .194 | 14 | 0 | 0 | 31 | 23 | 1 | 3 | 0 | 0 |
| 28 | Abdul Mansaray | F | 14 | 7 | 4 | 11 | 0.8 | 0 | 1 | .200 | 4 | 0 | 0 | 35 | 17 | 7 | 0 | 0 | 0 |
| 8 | Leopoldo "Polo" Hernandez | M | 23 | 5 | 6 | 11 | 0.5 | 11 | 0 | .385 | 0 | 0 | 0 | 13 | 13 | 17 | 3 | 1 | 0 |
| 9 | Anthony Powell | F | 15 | 6 | 4 | 10 | 0.7 | 0 | 0 | .273 | 8 | 2 | 0 | 22 | 7 | 1 | 2 | 0 | 0 |
| 24 | Issak Somow | F | 15 | 4 | 3 | 7 | 0.5 | 6 | 0 | .267 | 5 | 0 | 0 | 15 | 23 | 5 | 3 | 0 | 1 |
| 14 | Dayerson Graterol | M | 16 | 4 | 1 | 5 | 0.3 | 0 | 1 | .235 | 6 | 0 | 0 | 17 | 15 | 2 | 1 | 0 | 0 |
| 47 | Antonio De La Torre | M | 10 | 2 | 2 | 4 | 0.4 | 6 | 0 | .222 | 5 | 0 | 0 | 9 | 12 | 3 | 3 | 0 | 0 |
| 70 | Lucas Ramalho | F/M | 10 | 2 | 2 | 4 | 0.4 | 2 | 1 | .200 | 2 | 0 | 0 | 10 | 7 | 2 | 1 | 0 | 0 |
| 30 | Zakhar Shkidchenko | M | 5 | 3 | 0 | 3 | 0.6 | 0 | 0 | .375 | 2 | 1 | 0 | 8 | 2 | 0 | 0 | 0 | 0 |



| | | | | | | | | | | | | | | | | | | | |
|----|---------------|-----|----|---|---|---|-----|---|---|------|---|---|---|----|----|----|---|---|---|
| 7 | Jorge DeLeon | M | 11 | 3 | 0 | 3 | 0.3 | 0 | 0 | .143 | 9 | 0 | 0 | 21 | 3 | 4 | 0 | 0 | 0 |
| 3 | Qudus Lawal | F/M | 11 | 2 | 0 | 2 | 0.2 | 0 | 0 | .250 | 1 | 0 | 0 | 8 | 15 | 3 | 0 | 0 | 0 |
| 21 | Andy Reyes | D | 12 | 0 | 2 | 2 | 0.2 | 0 | 0 | .000 | 0 | 0 | 0 | 1 | 15 | 1 | 0 | 0 | 0 |
| 44 | Filipe Dutra | D | 14 | 1 | 0 | 1 | 0.1 | 7 | 0 | .500 | 0 | 0 | 0 | 2 | 15 | 21 | 1 | 1 | 0 |
| 6 | Cyro Oliveira | M | 6 | 0 | 0 | 0 | 0.0 | 0 | 0 | .000 | 0 | 0 | 0 | 1 | 7 | 0 | 0 | 0 | 0 |
| 16 | Ben Suddeth | D | 9 | 0 | 0 | 0 | 0.0 | 0 | 0 | .000 | 1 | 0 | 0 | 2 | 12 | 11 | 0 | 0 | 0 |

GOALKEEPER STATS - REGULAR SEASON

| # | Name | GP | GS | W | L | OTL | SA | GA | GAA | Sv | Sv% | SO | MP | PIM | G | A | BC | YC |
|---|---------------|----|----|---|---|-----|-----|----|------|-----|------|----|--------|-----|---|---|----|----|
| 0 | Brandon Gomez | 13 | 7 | 4 | 3 | 0 | 93 | 33 | 4.71 | 60 | .645 | 0 | 420:44 | 0 | 1 | 2 | 0 | 0 |
| 1 | Brian Orozco | 19 | 13 | 7 | 7 | 1 | 222 | 72 | 4.98 | 155 | .698 | 0 | 867:45 | 4 | 3 | 5 | 2 | 0 |

Milwaukee Stats

STREAK **3W**
 GOALS FOR AVERAGE **7.5**
 GOAL DIFFERENTIAL **+36**
 POWER PLAY % **42%**
 PENALTY KILL % **72%**

PLAYER STATS - REGULAR SEASON

| # | Name | Pos | GP | G | A | Pts | PPGA | PIM | GWG | S% | SB | PPG | SHG | Sh | F | BS | BC | YC | RC |
|----|-------------------|-----|----|----|----|-----|------|-----|-----|------|----|-----|-----|-----|----|----|----|----|----|
| 80 | Alex Sanchez | M | 24 | 32 | 17 | 49 | 2.0 | 6 | 2 | .213 | 56 | 1 | 0 | 150 | 20 | 2 | 3 | 0 | 0 |
| 10 | Mario Alvarez | D | 23 | 21 | 21 | 42 | 1.8 | 9 | 2 | .247 | 34 | 2 | 0 | 85 | 14 | 16 | 2 | 1 | 0 |
| 44 | Alex Steinwascher | M | 24 | 21 | 19 | 40 | 1.7 | 0 | 2 | .457 | 7 | 0 | 1 | 46 | 20 | 25 | 0 | 0 | 0 |
| 16 | Oscar Flores | F | 23 | 26 | 10 | 36 | 1.6 | 10 | 1 | .329 | 15 | 2 | 0 | 79 | 24 | 8 | 6 | 0 | 0 |
| 99 | Andre Hayne | F | 19 | 10 | 13 | 23 | 1.2 | 4 | 0 | .294 | 6 | 3 | 0 | 34 | 23 | 7 | 3 | 0 | 0 |
| 24 | Max Ferdinand | F | 20 | 6 | 16 | 22 | 1.1 | 0 | 1 | .240 | 7 | 0 | 0 | 25 | 23 | 10 | 1 | 0 | 0 |
| 7 | Ricardo Carvalho | F | 12 | 12 | 8 | 20 | 1.7 | 2 | 1 | .286 | 17 | 3 | 0 | 42 | 12 | 4 | 1 | 0 | 0 |
| 23 | Max Ludwig | M | 20 | 7 | 7 | 14 | 0.7 | 2 | 1 | .292 | 7 | 0 | 0 | 24 | 20 | 5 | 2 | 0 | 0 |
| 26 | Ian Bennett | F | 11 | 10 | 3 | 13 | 1.2 | 0 | 0 | .270 | 12 | 0 | 0 | 37 | 5 | 2 | 0 | 0 | 0 |
| 15 | Cesar Correa | M | 22 | 4 | 6 | 10 | 0.5 | 8 | 1 | .190 | 8 | 0 | 0 | 21 | 36 | 21 | 4 | 0 | 0 |
| 6 | Shawn Azcueta | M | 22 | 5 | 4 | 9 | 0.4 | 5 | 1 | .263 | 6 | 0 | 0 | 19 | 21 | 33 | 0 | 1 | 0 |



| | | | | | | | | | | | | | | | | | | | |
|----|---------------------|---|----|---|---|---|-----|----|---|------|----|---|---|----|----|----|---|---|---|
| 22 | Richard Rabold | M | 5 | 4 | 3 | 7 | 1.4 | 0 | 1 | .400 | 2 | 0 | 0 | 10 | 3 | 0 | 0 | 0 | 0 |
| 97 | Javier Steinwascher | M | 19 | 5 | 0 | 5 | 0.3 | 7 | 1 | .185 | 11 | 0 | 0 | 27 | 21 | 17 | 1 | 1 | 0 |
| 9 | Derek Huffman | F | 12 | 2 | 3 | 5 | 0.4 | 2 | 0 | .167 | 3 | 0 | 0 | 12 | 16 | 4 | 0 | 0 | 1 |
| 12 | Stuart Grable | D | 13 | 2 | 2 | 4 | 0.3 | 0 | 1 | .500 | 1 | 0 | 0 | 4 | 6 | 8 | 0 | 0 | 0 |
| 76 | Tanner Hodgson | M | 11 | 1 | 3 | 4 | 0.4 | 2 | 0 | .500 | 1 | 0 | 0 | 2 | 14 | 6 | 1 | 0 | 0 |
| 18 | Mike Da-Silva | F | 13 | 2 | 1 | 3 | 0.2 | 2 | 0 | .286 | 0 | 0 | 0 | 7 | 19 | 11 | 2 | 0 | 0 |
| 00 | Cam Will | M | 6 | 1 | 2 | 3 | 0.5 | 2 | 0 | .111 | 1 | 0 | 0 | 9 | 2 | 2 | 1 | 0 | 0 |
| 29 | Lucas Nesthus | F | 3 | 1 | 1 | 2 | 0.7 | 0 | 0 | .500 | 0 | 0 | 0 | 2 | 1 | 0 | 0 | 0 | 0 |
| 20 | Tony Walls | D | 14 | 0 | 1 | 1 | 0.1 | 11 | 0 | .000 | 4 | 0 | 0 | 9 | 17 | 10 | 3 | 1 | 0 |
| 25 | Grant Michaels | D | 3 | 0 | 0 | 0 | 0.0 | 0 | 0 | .000 | 0 | 0 | 0 | 0 | 0 | 0 | 0 | 0 | 0 |
| 88 | Kyle Crain | F | 6 | 0 | 0 | 0 | 0.0 | 0 | 0 | .000 | 0 | 0 | 0 | 1 | 1 | 0 | 2 | 0 | 0 |

INACTIVE PLAYER STATS - REGULAR SEASON

| # | Name | Pos | GP | G | A | Pts | PPGA | PIM | GWG | S% | SB | PPG | SHG | Sh | F | BS | BC | YC | RC |
|----|------------------|-----|----|---|---|-----|------|-----|-----|-------|----|-----|-----|----|---|----|----|----|----|
| 78 | Nestor Dominguez | 2F | 4 | 1 | 0 | 1 | 0.3 | 0 | 0 | 1.000 | 0 | 0 | 0 | 1 | 2 | 0 | 0 | 0 | 0 |
| 8 | Breno Oliveira | D | 0 | 0 | 0 | 0 | 0.0 | 0 | 0 | .000 | 0 | 0 | 0 | 0 | 0 | 0 | 0 | 0 | 0 |
| 55 | Tyler Howard | D | 0 | 0 | 0 | 0 | 0.0 | 0 | 0 | .000 | 0 | 0 | 0 | 0 | 0 | 0 | 0 | 0 | 0 |
| 40 | Troy Morrison | D | 1 | 0 | 0 | 0 | 0.0 | 0 | 0 | .000 | 0 | 0 | 0 | 0 | 2 | 0 | 0 | 0 | 0 |
| 14 | Mike Howell | D | 6 | 0 | 0 | 0 | 0.0 | 0 | 0 | .000 | 0 | 0 | 0 | 1 | 1 | 3 | 0 | 0 | 0 |

GOALKEEPER STATS - REGULAR SEASON

| # | Name | GP | GS | W | L | OTL | SA | GA | GAA | Sv | Sv% | SO | MP | PIM | G | A | BC | YC |
|----|--------------------|----|----|----|---|-----|-----|-----|------|-----|------|----|---------|-----|---|---|----|----|
| 32 | Augie Rey | 0 | 0 | 0 | 0 | 0 | 0 | 0 | 0.00 | 0 | .000 | 0 | 00:00 | 0 | 0 | 0 | 0 | 0 |
| 1 | Gabriel Greenfield | 0 | 0 | 0 | 0 | 0 | 0 | 0 | 0.00 | 0 | .000 | 0 | 00:00 | 0 | 0 | 0 | 0 | 0 |
| 30 | Gerardo Perez | 14 | 4 | 3 | 2 | 1 | 103 | 38 | 5.52 | 65 | .631 | 0 | 413:13 | 0 | 7 | 1 | 0 | 0 |
| 33 | William Banahene | 22 | 20 | 12 | 5 | 1 | 317 | 106 | 6.18 | 213 | .672 | 0 | 1028:56 | 2 | 0 | 1 | 1 | 0 |


INACTIVE GOALKEEPER STATS - REGULAR SEASON

| # | Name | GP | GS | W | L | OTL | SA | GA | GAA | Sv | Sv% | SO | MP | PIM | G | A | BC | YC |
|----|---------------|----|----|---|---|-----|----|----|------|----|------|----|-------|-----|---|---|----|----|
| 31 | Travis Schmid | 0 | 0 | 0 | 0 | 0 | 0 | 0 | 0.00 | 0 | .000 | 0 | 00:00 | 0 | 0 | 0 | 0 | 0 |



MASL Leaders (Regular Season)

Points



52 POINTS

Rian Marques

#26 FORWARD

Kansas City Comets

| | | | |
|-----|-------------------|--|----|
| #80 | Alex Sanchez | | 49 |
| #22 | Juan Pereira | | 47 |
| #33 | Sergio Pinal | | 43 |
| #8 | Zach Reget | | 43 |
| #23 | Jonatas Melo | | 42 |
| #10 | Mario Alvarez | | 42 |
| #44 | Alex Steinwascher | | 40 |
| #19 | Daniel Torrealba | | 36 |
| #77 | Nick Perera | | 36 |

Goals



32 GOALS

Alex Sanchez

#80 MIDFIELDER

Milwaukee Wave

| | | | |
|-----|-------------------|--|----|
| #22 | Juan Pereira | | 29 |
| #26 | Rian Marques | | 29 |
| #8 | Zach Reget | | 27 |
| #16 | Oscar Flores | | 26 |
| #19 | Daniel Torrealba | | 23 |
| #23 | Jonatas Melo | | 23 |
| #44 | Alex Steinwascher | | 21 |
| #10 | Mario Alvarez | | 21 |
| #33 | Sergio Pinal | | 21 |

Assists



23 ASSISTS

Oumar Sylla

#2 DEFENDER

Baltimore Blast

| | | | |
|-----|----------------------|--|----|
| #26 | Rian Marques | | 23 |
| #33 | Sergio Pinal | | 22 |
| #10 | Mario Alvarez | | 21 |
| #44 | Alex Steinwascher | | 19 |
| #23 | Jonatas Melo | | 19 |
| #22 | Juan Pereira | | 18 |
| #80 | Alex Sanchez | | 17 |
| #77 | Nick Perera | | 17 |
| #11 | Leonardo De Oliveira | | 16 |

Points per game



2.5 PPGA

Rian Marques

#26 FORWARD

Kansas City Comets

| | | | |
|-----|-------------------|--|-----|
| #80 | Alex Sanchez | | 2.0 |
| #22 | Juan Pereira | | 2.0 |
| #23 | Jonatas Melo | | 1.8 |
| #10 | Mario Alvarez | | 1.8 |
| #33 | Sergio Pinal | | 1.8 |
| #8 | Zach Reget | | 1.8 |
| #44 | Alex Steinwascher | | 1.7 |
| #21 | Charlie Gonzalez | | 1.7 |
| #7 | Ricardo Carvalho | | 1.7 |

Power Play Goals



6 PPG

Ignacio Flores

#23 DEFENDER

Kansas City Comets

| | | | |
|-----|------------------|--|---|
| #23 | Jonatas Melo | | 5 |
| #8 | Zach Reget | | 4 |
| #99 | Andre Hayne | | 3 |
| #4 | Chad Poarch | | 3 |
| #9 | Eddie Na | | 3 |
| #22 | Juan Pereira | | 3 |
| #7 | Ricardo Carvalho | | 3 |
| #9 | Anthony Powell | | 2 |
| #7 | Dominic Francis | | 2 |

Short Handed Goals



2 SHG

Alan Perez

#20 MIDFIELDER/DEFENDER

Empire Strykers

| | | | |
|-----|-------------------|--|---|
| #26 | Rian Marques | | 2 |
| #44 | Alex Steinwascher | | 1 |
| #7 | Geo Alves | | 1 |
| #17 | Jamie Thomas | | 1 |
| #93 | Jeff Michaud | | 1 |
| #8 | Jose Tavares | | 1 |
| #5 | Kyle Rivers | | 1 |
| #13 | Sebastian Mendez | | 1 |
| #33 | Sergio Pinal | | 1 |



Game Winning Goals



3 GWG
Chad Poarch
#4 DEFENDER
Baltimore Blast

| | | | |
|-----|--------------------|--|---|
| #31 | Christian Anderaos | | 3 |
| #19 | Daniel Torrealba | | 3 |
| #23 | Jonatas Melo | | 3 |
| #37 | Kraig Chiles | | 3 |
| #20 | Alan Perez | | 2 |
| #80 | Alex Sanchez | | 2 |
| #44 | Alex Steinwascher | | 2 |
| #23 | Ignacio Flores | | 2 |
| #19 | Jairo Guevara | | 2 |

Penalty Minutes



24 PENALTY MINUTES
Drew Ruggles
#8 DEFENDER
San Diego Sockers

| | | | |
|-----|---------------------------|--|----|
| #6 | Guerrero Pino | | 22 |
| #29 | Cesar Cerda | | 20 |
| #26 | Rian Marques | | 18 |
| #13 | Sebastian Mendez | | 17 |
| #21 | Charlie Gonzalez | | 16 |
| #24 | Khai Brisco | | 16 |
| #23 | Jonatas Melo | | 11 |
| #8 | Leopoldo "Polo" Hernandez | | 11 |
| #11 | Lesia Thetsane | | 11 |

Blocked Shots



67 BLOCKED SHOTS
Chad Vandegriffe
#4 DEFENDER
Kansas City Comets

| | | | |
|-----|-------------------|--|----|
| #5 | Robert Williamson | | 49 |
| #51 | Robert Palmer | | 45 |
| #6 | Shawn Azcueta | | 33 |
| #16 | Thayssan Santos | | 33 |
| #22 | Juan Pereira | | 32 |
| #11 | Lesia Thetsane | | 32 |
| #6 | Guerrero Pino | | 31 |
| #91 | DeBray Hollimon | | 29 |
| #8 | Jose Tavares | | 28 |

Fouls



54 FOULS
Jose Tavares
#8 DEFENDER
Utica City FC

| | | | |
|-----|------------------|--|----|
| #31 | Ke Vaughn Frater | | 46 |
| #30 | Juan Alava | | 44 |
| #15 | Cesar Correa | | 36 |
| #10 | Justin Stinson | | 36 |
| #29 | Michael Lenis | | 35 |
| #23 | Ignacio Flores | | 33 |
| #19 | Jairo Guevara | | 33 |
| #6 | Guerrero Pino | | 32 |
| #5 | Kyle Rivers | | 32 |



GOALKEEPER

Goals Against Average



3.70 GAA
Chris Toth
#1 GOALKEEPER
San Diego Sockers

| | | | |
|-----|------------------|--|------|
| #17 | Paulo Nascimento | | 4.53 |
| #1 | Brian Orozco | | 4.98 |
| #28 | Julian Rodriguez | | 5.47 |
| #27 | Boris Pardo | | 5.62 |
| #25 | Brian Wilkin | | 6.09 |
| #33 | William Banahene | | 6.18 |
| #99 | Phillip Ejimadu | | 6.29 |
| #00 | Luis Birrueta | | 6.57 |

Save Percentage



.769 SAVE %
Chris Toth
#1 GOALKEEPER
San Diego Sockers

| | | | |
|-----|------------------|--|------|
| #17 | Paulo Nascimento | | .723 |
| #27 | Boris Pardo | | .707 |
| #28 | Julian Rodriguez | | .701 |
| #1 | Brian Orozco | | .698 |
| #33 | William Banahene | | .672 |
| #99 | Phillip Ejimadu | | .663 |
| #25 | Brian Wilkin | | .660 |
| #00 | Luis Birrueta | | .650 |

Wins



13 WINS
Julian Rodriguez
#28 GOALKEEPER
Baltimore Blast

| | | | |
|-----|------------------|--|----|
| #33 | William Banahene | | 12 |
| #17 | Paulo Nascimento | | 11 |
| #99 | Phillip Ejimadu | | 11 |
| #27 | Boris Pardo | | 9 |
| #1 | Brian Orozco | | 7 |
| #1 | Chris Toth | | 7 |
| #00 | Luis Birrueta | | 7 |
| #25 | Brian Wilkin | | 5 |

Saves



























270 SAVES
Julian Rodriguez
#28 GOALKEEPER
Baltimore Blast

| | | | |
|-----|------------------|--|-----|
| #17 | Paulo Nascimento | | 250 |
| #99 | Phillip Ejimadu | | 232 |
| #33 | William Banahene | | 213 |
| #00 | Luis Birrueta | | 202 |
| #25 | Brian Wilkin | | 196 |
| #27 | Boris Pardo | | 186 |
| #1 | Brian Orozco | | 155 |
| #1 | Chris Toth | | 100 |

Goalkeepers must play at least 30% of team's minutes to be eligible.































2025-26 Empire Strykers Schedule

| # | Date | Division | Away | vs | Home | Score | Time |
|----|------------|----------|--|----|--|-------------------|-------------|
| 2 | Fri Nov 28 | MASL |  Empire Strykers | vs |  San Diego Sockers | 5 - 4 Final OT | 10:30PM EST |
| 8 | Fri Dec 12 | MASL |  San Diego Sockers | vs |  Empire Strykers | 6 - 3 | 10:20PM EST |
| 14 | Fri Dec 19 | MASL |  St. Louis Ambush | vs |  Empire Strykers | 5 - 4 | 10:05PM EST |
| 15 | Sat Dec 20 | MASL |  Empire Strykers | vs |  Tacoma Stars | 2 - 3 | 9:05PM EST |
| 22 | Wed Dec 31 | MASL |  Empire Strykers | vs |  Milwaukee Wave | 1 - 3 | 4:05PM EST |
| 24 | Sat Jan 3 | MASL |  Empire Strykers | vs |  San Diego Sockers | 3 - 4 | 10:00PM EST |
| 28 | Thu Jan 8 | MASL |  Tacoma Stars | vs |  Empire Strykers | 3 - 10 | 9:35PM EST |
| 33 | Fri Jan 16 | MASL |  Empire Strykers | vs |  St. Louis Ambush | 2 - 4 | 8:05PM EST |
| 38 | Sun Jan 18 | MASL |  Empire Strykers | vs |  Tacoma Stars | 7 - 6 | 8:05PM EST |
| 40 | Thu Jan 22 | MASL |  San Diego Sockers | vs |  Empire Strykers | 5 - 9 | 9:35PM EST |
| 45 | Sun Jan 25 | MASL |  Kansas City Comets | vs |  Empire Strykers | 6 - 10 | 7:05PM EST |
| 47 | Fri Jan 30 | MASL |  Empire Strykers | vs |  Kansas City Comets | 3 - 6 | 8:05PM EST |



MASL
MAJOR ARENA SOCCER LEAGUE

| | | | | | | | |
|-----|------------|------|---|----|--|-------------------|------------|
| 49 | Sun Feb 1 | MASL |  Empire Strykers | vs |  Baltimore Blast | 2 - 8 | 3:00PM EST |
| 51 | Thu Feb 5 | MASL |  Utica City FC | vs |  Empire Strykers | 10 - 9 | 9:35PM EST |
| 58 | Sun Feb 15 | MASL |  Empire Strykers | vs |  San Diego Sockers | 5 - 4 Final OT | 7:00PM EST |
| 61 | Mon Feb 16 | MASL |  Milwaukee Wave | vs |  Empire Strykers | 7 - 8 | 9:35PM EST |
| 62 | Thu Feb 19 | MASL |  Baltimore Blast | vs |  Empire Strykers | 5 - 4 Final OT | 9:35PM EST |
| 68 | Sun Feb 22 | MASL |  Tacoma Stars | vs |  Empire Strykers | 2 - 10 | 7:05PM EST |
| 73 | Thu Mar 5 | MASL |  San Diego Sockers | vs |  Empire Strykers | 4 - 0 | 9:35PM EST |
| 76 | Sat Mar 7 | MASL |  Empire Strykers | vs |  St. Louis Ambush | 5 - 4 Final OT | 7:05PM EST |
| 79 | Thu Mar 12 | MASL |  Tacoma Stars | vs |  Empire Strykers | 6 - 3 | 9:35PM EDT |
| 83 | Sun Mar 15 | MASL |  Empire Strykers | vs |  Milwaukee Wave | 6 - 3 | 3:05PM EDT |
| 88 | Sun Mar 22 | MASL |  Empire Strykers | vs |  Utica City FC | 5 - 3 | 3:00PM EDT |
| 96 | Sun Mar 29 | MASL |  St. Louis Ambush | vs |  Empire Strykers | 4 - 5 Final OT | 7:05PM EDT |
| P01 | Thu Apr 2 | MASL |  Milwaukee Wave | vs |  Empire Strykers | | 9:35PM EDT |
| P02 | Mon Apr 6 | MASL |  Empire Strykers | vs |  Milwaukee Wave | | 7:35PM EDT |