

MINDBODY SIGN-UP INSTRUCTIONS FOR APP

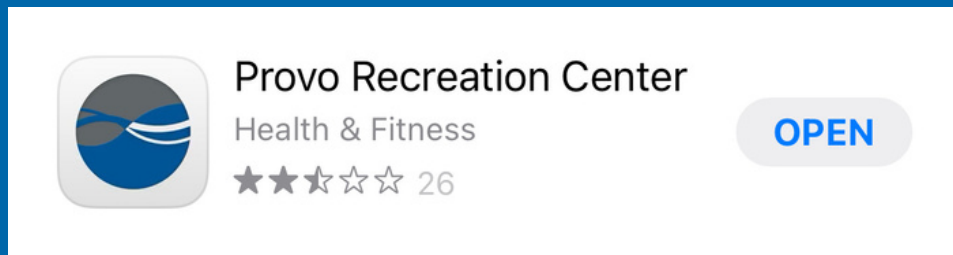
Thanks for choosing Peaks Ice Arena as your Hockey and Figure Skating home! We created this document to help you sign-up for Sticktime, Drop In, and Freestyle through the Provo Recreation Center App. Here are a few things to note when signing up through the app:

1. You are only allowed to book one person per class using the same account. If you want to sign up multiple people using the app, you will have to create individual accounts for all players and reserve the spots individually. You can use a web browser to sign up multiple people at the same time. Find those instructions, see "Mindbody Sign-up Instructions for Web-Browser."
2. Sign-up for ice time is REQUIRED for everyone! This includes hockey coaches and parents working with students. **If you do not sign up, you will be turned away.**
3. Ice time is limited to 20 participants per program. This is to give skaters proper room to practice and keep our ice in top condition.
4. In this instruction manual we will walk you how to sign up for a Freestyle session but the same procedures apply to signing up for Sticktime and Drop In.

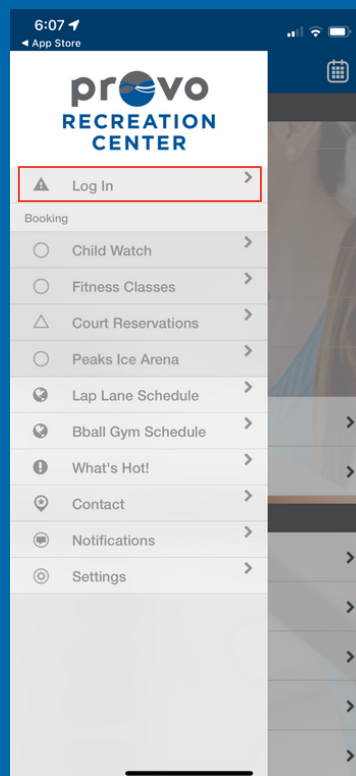
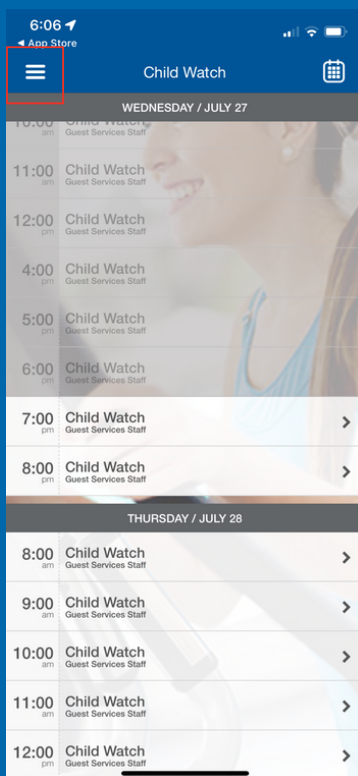
As always, if you have any questions or concerns, reach out to Peaks Ice Arena through social media or by calling us at 801-852-7465. Now let's get skating!!!

MINDBODY SIGN-UP INSTRUCTIONS FOR APP

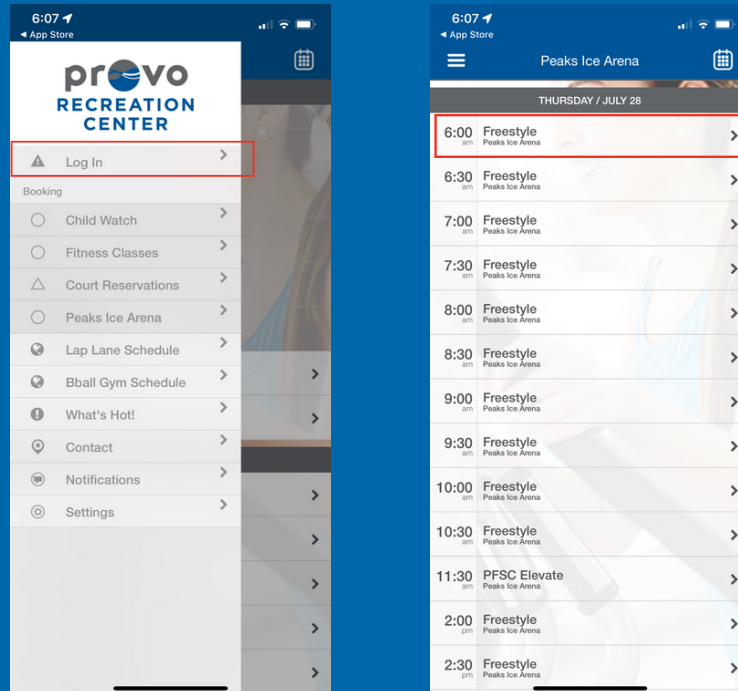
1. Download the Provo Recreation Center app in your phone's app store.



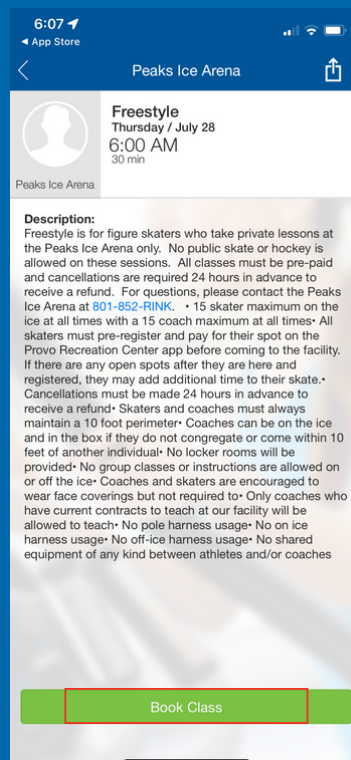
2. Click the three lines at the top left of the screen and click log-in. It will take you to the sign-up/log-in page.



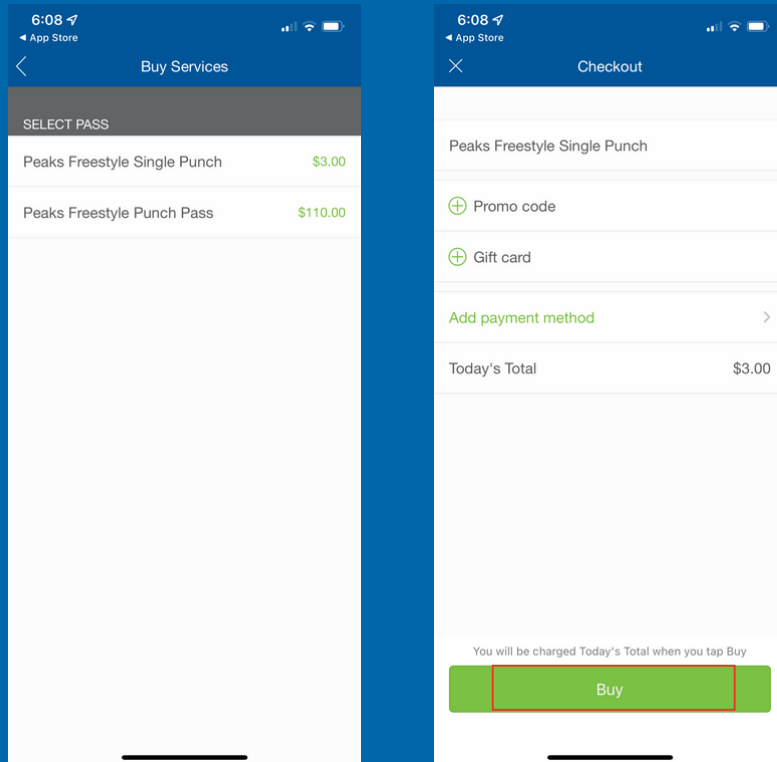
3. Once you log in, it will take you back to the home page. Click the three lines again and click Peaks Ice Arena. This is where you'll find our whole schedule.



4. Click on the class you want to signup for. It will take you to a description of the course. Click book class.



5. Select the pass you are purchasing, add a card, and buy! If you have a punch pass for Freestyle, push buy.



6. You should see a pop up that says "SUCCESS" and receive an email confirming your purchase with the date and time of your reservation.

